




Club Health Assessment for District 12 L through November 2025

| | | | Status | Membership | | | | | Reports | | | | Finance | | LCIF | |
|--|---------------------------------------|--------------|-------------------------------------|-------------------------|-------------------|---------------------|---------------------|-------------------------|---------------------------------------|--------------------------------|--------------------------------|---------------------------------|-------------------|--------------------------------------|-----------------|---------------|
| Club Number | Club Name | Charter Date | Times in Status Quo in Past 2 Years | Current Member Count ** | YTD Members Added | YTD Members Dropped | YTD Net Growth% *** | Member Count 1 Year Ago | Dropped Members Avg.Length of Service | Months Since Membership Update | Current Officers Reported **** | Current President Repeated Term | VP Reported ***** | Last Date Reported Service (mm/yyyy) | Account Balance | YTD Donations |
| Clubs less than two years old | | | | | | | | | | | | | | | | |
| 181988 | Dyersburg | 05/16/2025 | Active | 23 | 3 | 0 | 15.00% | 0 | | 3 | Y | 2 | R | 08/2025 | | \$112.00 |
| Clubs more than two years old | | | | | | | | | | | | | | | | |
| 4864 | ADAMSVILLE | 11/28/1944 | Active | 18 | 0 | 0 | 0.00% | 17 | | 9 | Y | 3 | | 06/2025 | | |
| 107948 | BARTLETT | 04/02/2010 | Active | 22 | 3 | 2 | 4.76% | 25 | 1 | 1 | Y | | | 10/2025 | | \$258.00 |
| Exc Award (06/30/2018, 06/30/2019, 06/30/2022, 06/30/2023) | | | | | | | | | | | | | | | | |
| 4873 | BRUCETON | 08/08/1933 | Active | 23 | 0 | 0 | 0.00% | 21 | | 8 | Y | 12 | N | 02/2025 | | |
| 4874 | CAMDEN | 01/03/1939 | Active | 29 | 2 | 0 | 7.41% | 30 | | 2 | Y | | N | 06/2025 | | \$40.00 |
| Exc Award (06/30/2024) | | | | | | | | | | | | | | | | |
| 4875 | CHESTER COUNTY | 04/10/1945 | Active | 27 | 1 | 7 | -18.18% | 36 | 23 | 1 | Y | | N | 01/2025 | 90+ Days | \$1,006.00 |
| 4876 | COVINGTON | 11/05/1925 | Active | 22 | 1 | 0 | 4.76% | 21 | | 2 | N | | N | 05/2025 | | |
| 4880 | DYER | 02/27/1942 | Active(1) | 11 | 0 | 1 | -8.33% | 13 | 31 | 0 | Y | | R | 11/2025 | | |
| 4884 | GERMANTOWN | 08/07/1972 | Active | 22 | 0 | 1 | -4.35% | 26 | 32 | 4 | Y | | N | 06/2025 | | |
| 4888 | HUMBOLDT | 01/01/1940 | Active | 21 | 1 | 4 | -12.50% | 34 | 7 | 0 | Y | | | 10/2025 | | |
| Exc Award (06/30/2025) | | | | | | | | | | | | | | | | |
| 4889 | HUNTINGDON | 07/31/1933 | Active | 31 | 3 | 1 | 6.90% | 30 | 3 | 0 | Y | 3 | R | 11/2025 | | |
| 4890 | JACKSON | 06/05/1937 | Active | 6 | 0 | 0 | 0.00% | 10 | | 6 | Y | 8 | | 05/2025 | | |
| 4891 | JACKSON OLD HICKORY | 05/07/1973 | Active | 21 | 2 | 0 | 10.53% | 13 | | 3 | Y | 3 | R | 10/2025 | | \$15.00 |
| Exc Award (06/30/2025) | | | | | | | | | | | | | | | | |
| 4920 | LAKE COUNTY | 06/23/1931 | Active | 23 | 0 | 0 | 0.00% | 22 | | 10 | N | | N | 05/2025 | | |
| 40499 | LAKELAND | 11/04/1981 | P- Active | 6 | 0 | 2 | -25.00% | 24 | 3 | 0 | Y | | | 06/2025 | | |
| Exc Award (06/30/2018) | | | | | | | | | | | | | | | | |
| 4893 | LEXINGTON | 09/24/1947 | Active | 20 | 0 | 0 | 0.00% | 20 | | 8 | Y | | N | 10/2025 | | \$12.00 |
| 4897 | MEDINA | 03/21/1946 | Active | 23 | 0 | 0 | 0.00% | 21 | | 5 | Y | 2 | N | 05/2025 | | \$12.00 |
| 4898 | MEMPHIS DOWNTOWN | 12/18/1916 | Active | 6 | 0 | 0 | 0.00% | 5 | | 5 | Y | 3 | R | 02/2025 | | |
| Exc Award (06/30/2024) | | | | | | | | | | | | | | | | |
| 128947 | Memphis Hamilton Eye Institute | 10/07/2016 | Active | 50 | 0 | 0 | 0.00% | 61 | | 5 | Y | | N | 03/2025 | | |
| 78297 | MEMPHIS SOUTHERN COLLEGE OF OPTOMETRY | 02/23/2004 | Active | 23 | 9 | 1 | 53.33% | 6 | 1 | 0 | Y | | R | 05/2025 | | |



Club Health Assessment for District 12 L through November 2025

|  | | | | | | Status | | | | Membership | | | | Reports | | | | Finance | | LCIF |
|--|---------------------|---------------------------|-------------------------------------|-----------------------------|---------|-------------------------|-------------------|----------------------------|-------------------------------|--------------------------------------|---------------------------------------|----------------------------------|--------------------------------|--|---------------------------|--------------------------------------|----------------------------------|--|--|------|
| Club Number | Club Name | Charter Date | Times in Status Quo in Past 2 Years | | | Current Member Count ** | YTD Members Added | YTD Members Dropped | YTD Net Growth% *** | Member Count 1 Year Ago | Dropped Members Avg.Length of Service | Months Since Membership Update | Current Officers Reported **** | Current President Repeated Term | VP Reported ***** | Last Date Reported Service (mm/yyyy) | Account Balance | YTD Donations | | |
| 4903 | MIDDLETON | 02/22/1965 | P- | Active(1) | | 7 | 0 | 1 | -12.50% | 8 | 12 | 4 | Y | 2 | R | 06/2025 | 90+ Days | \$1,015.00 | | |
| 4904 | MILAN | 01/02/1936 | | Active(1) | | 19 | 0 | 0 | 0.00% | 19 | | 13 | Y | 5 | | 06/2025 | | | | |
| 4905 | MILLINGTON | 02/24/1953 | | Active | | 14 | 1 | 0 | 7.69% | 16 | | 2 | Y | 11 | R | 06/2025 | | | | |
| 4909 | PARIS | 05/11/1921 | | Active | | 54 | 1 | 0 | 1.89% | 53 | | 1 | Y | | N | 09/2025 | | | | |
| 4877 | PARSONS | 03/30/1938 | | Active | | 21 | 0 | 0 | 0.00% | 19 | | 10 | Y | | N | 10/2024 | | | | |
| 149157 | Puryear | 12/02/2021 | | Active | | 22 | 0 | 2 | -8.33% | 20 | 2 | 4 | Y | | N | 11/2025 | | | | |
| 4913 | SAVANNAH | 04/27/1936 | | Active | | 18 | 0 | 0 | 0.00% | 18 | | 7 | Y | 3 | R | 11/2025 | | | | |
| 4914 | SCOTTS HILL | 03/30/1948 | | Active | | 20 | 5 | 1 | 25.00% | 16 | 65 | 1 | Y | | N | 05/2025 | | | | |
| 4915 | SELMER | 10/07/1937 | | Active | | 15 | 0 | 0 | 0.00% | 15 | | 12 | Y | 12 | R | 03/2025 | | | | |
| 4923 | TRIMBLE | 05/19/1953 | | Active | | 13 | 3 | 0 | 30.00% | 10 | | 2 | Y | 2 | | 11/2024 | | | | |
| 4924 | TROY | 04/27/1953 | | Active(1) | | 11 | 1 | 1 | 0.00% | 9 | 1 | 1 | Y | 13 | R | 03/2025 | | | | |
| Current Total Clubs Count | YTD New Clubs Count | YTD Cancelled Clubs Count | YTD Net Club Gain | Current Total Members Count | YTD Add | YTD Drop | YTD Net Growth | Member Count 12 Months Ago | Average Member Count Per Club | % of Clubs with less than 20 members | % No Officer Report in 12 Months | % of Clubs with balance 90+ days | Number of Clubs in Status Quo | % Status Quo Clubs in Financial Suspension | Number of Cancelled Clubs | Average Cancelled Club Age | Members Lost Due to Cancellation | % of Clubs Cancelled for Non-Financial Reasons | | |
| 31 | 0 | 0 | 0 | 641 | 36 | 24 | 12 | 1.91% | 638 | 21 | 39% | 0% | 6% | 0 | 0% | 0 | 0 | 0% | | |

* - P - Priority Club. Cancellation Reasons: 1-Objectives/conduct, 2-Non-active club, 5-Non-existing club, 6-Disbanding, 7-Merger, 8-Financial Suspension, 9-District/Multiple District Dues.

** Red denotes below 15 active members.

*** Red denotes 20% + loss.

**** Y - all 3 (President, Secretary, Treasurer) club officers reported, N - not all 3 reported.

***** Abbreviation: N-New, IP-Immediate Past, R-Repeat.



Club Health Assessment for District 12 I through November 2025

| | | | Status | Membership | | | | | | Reports | | | | Finance | LCIF | |
|------------------------------------|------------------------|--------------|-------------------------------------|-------------------------|-------------------|---------------------|---------------------|-------------------------|---------------------------------------|--------------------------------|--------------------------------|---------------------------------|-------------------|--------------------------------------|-----------------|---------------|
| Club Number | Club Name | Charter Date | Times in Status Quo in Past 2 Years | Current Member Count ** | YTD Members Added | YTD Members Dropped | YTD Net Growth% *** | Member Count 1 Year Ago | Dropped Members Avg.Length of Service | Months Since Membership Update | Current Officers Reported **** | Current President Repeated Term | VP Reported ***** | Last Date Reported Service (mm/yyyy) | Account Balance | YTD Donations |
| Clubs more than two years old | | | | | | | | | | | | | | | | |
| 4928 | ARDMORE | 12/14/1953 | Active | 21 | 0 | 0 | 0.00% | 22 | | 8 | Y | | N | 04/2025 | | |
| 4929 | ASHLAND CITY | 04/27/1945 | Active | 14 | 0 | 2 | -12.50% | 14 | 2 | 0 | Y | 4 | R | 06/2023 | | |
| 4930 | BELFAST | 07/03/1951 | Active | 19 | 0 | 0 | 0.00% | 19 | | 20 | Y | 2 | N | 04/2025 | | |
| 4935 | CENTERVILLE | 12/14/1938 | Active(1) | 17 | 0 | 0 | 0.00% | 17 | | 19 | Y | 4 | | 06/2022 | | |
| 4936 | CHAPEL HILL | 05/31/1946 | Active | 76 | 1 | 1 | 0.00% | 77 | 12 | 2 | Y | | N | 11/2025 | 90+ Days | \$609.00 |
| Exc Award (06/30/2016) | | | | | | | | | | | | | | | | |
| 4937 | CHARLOTTE | 06/03/1947 | Active | 17 | 0 | 0 | 0.00% | 19 | | 1 | Y | 2 | R | 10/2025 | | |
| 60389 | CHEATHAM COUNTY | 02/23/1998 | Active | 13 | 0 | 0 | 0.00% | 17 | | 7 | Y | 4 | N | 10/2025 | | |
| 46271 | CLARKSVILLE QUEEN CITY | 06/24/1986 | Active | 20 | 2 | 0 | 11.11% | 19 | | 1 | Y | 2 | R | 11/2025 | | \$33.00 |
| Exc Award (06/30/2019, 06/30/2024) | | | | | | | | | | | | | | | | |
| 4939 | COLLEGE GROVE | 07/05/1948 | Active | 11 | 0 | 0 | 0.00% | 12 | | 11 | Y | 2 | N | 04/2024 | | |
| 115293 | COLUMBIA | 10/14/2011 | Active | 13 | 1 | 0 | 8.33% | 15 | | 1 | Y | | N | 11/2025 | | |
| 132268 | Columbia United | 07/20/2017 | Active | 15 | 0 | 2 | -11.76% | 21 | 2 | 1 | Y | | IP | 09/2025 | | |
| 4943 | CORNERSVILLE | 03/01/1946 | Active | 21 | 0 | 1 | -4.55% | 22 | 6 | 2 | Y | | N | 07/2023 | 90+ Days | |
| 4944 | CULLEOKA | 04/18/1972 | Active | 34 | 0 | 0 | 0.00% | 34 | | 29 | N | None | R | 04/2022 | | |
| 4945 | DICKSON | 07/18/1933 | Active | 29 | 0 | 1 | -3.33% | 32 | 1 | 0 | Y | | N | 11/2025 | | \$250.00 |
| Exc Award (06/30/2024) | | | | | | | | | | | | | | | | |
| 4946 | DONELSON | 05/30/1947 | Active | 40 | 0 | 3 | -6.98% | 48 | 15 | 2 | Y | 2 | N | 11/2025 | | \$750.00 |
| Exc Award (06/30/2017) | | | | | | | | | | | | | | | | |
| 121661 | East Hickman | 03/25/2014 | Active | 12 | 0 | 0 | 0.00% | 14 | | 5 | Y | | IP | 11/2025 | | |
| 4948 | FAIRVIEW | 10/23/1958 | Active | 10 | 2 | 0 | 25.00% | 9 | | 0 | N | 11 | | 05/2024 | 90+ Days | |
| 4951 | FRANKLIN | 05/08/1945 | Active | 37 | 1 | 3 | -5.13% | 43 | 5 | 1 | Y | | N | 09/2025 | 90+ Days | |
| 32198 | HOUSTON COUNTY L C | 05/24/1976 | Active | 19 | 2 | 1 | 5.56% | 22 | 17 | 0 | Y | 2 | R | 10/2025 | | |
| Exc Award (06/30/2019) | | | | | | | | | | | | | | | | |
| 4961 | LAWRENCEBURG | 06/28/1935 | Active | 36 | 3 | 2 | 2.86% | 25 | 12 | 0 | Y | | | 11/2025 | | |
| Exc Award (06/30/2018) | | | | | | | | | | | | | | | | |
| 4963 | LEWISBURG | 06/23/1937 | Active | 24 | 0 | 1 | -4.00% | 28 | 30 | 1 | Y | | N | 11/2025 | | |
| 4965 | LORETTO | 01/17/1951 | Active | 32 | 3 | 3 | 0.00% | 31 | 41 | 0 | Y | | N | 07/2025 | | |



Club Health Assessment for District 12 I through November 2025

| | | | Status | Membership | | | | | | Reports | | | | Finance | LCIF | |
|------------------------|--------------------------|--------------|-------------------------------------|-------------------------|-------------------|---------------------|---------------------|-------------------------|---------------------------------------|--------------------------------|--------------------------------|---------------------------------|-------------------|--------------------------------------|-----------------|---------------|
| Club Number | Club Name | Charter Date | Times in Status Quo in Past 2 Years | Current Member Count ** | YTD Members Added | YTD Members Dropped | YTD Net Growth% *** | Member Count 1 Year Ago | Dropped Members Avg.Length of Service | Months Since Membership Update | Current Officers Reported **** | Current President Repeated Term | VP Reported ***** | Last Date Reported Service (mm/yyyy) | Account Balance | YTD Donations |
| 78056 | LORETTO LIONESS LIONS | 01/08/2004 | Active | 24 | 1 | 2 | -4.00% | 26 | 21 | 3 | Y | | N | 10/2025 | 90+ Days | \$800.00 |
| 37783 | MC EWEN | 12/05/1979 | Active | 6 | 0 | 0 | 0.00% | 6 | | 20 | Y | | N | 11/2025 | | |
| 4971 | MT PLEASANT MAURY COUNTY | 04/23/1951 | Active | 23 | 2 | 0 | 9.52% | 22 | | 4 | Y | 3 | N | 05/2024 | | |
| 4975 | NASHVILLE | 02/12/1920 | Active | 25 | 0 | 0 | 0.00% | 24 | | 4 | Y | | N | 07/2025 | | |
| 4982 | NEW JOHNSONVILLE | 11/20/1958 | Active(1) | 7 | 0 | 0 | 0.00% | 7 | | 7 | Y | 12 | | 03/2025 | 90+ Days | \$6.00 |
| 4983 | NOLENSVILLE | 10/12/1955 | Active | 56 | 3 | 2 | 1.82% | 55 | 2 | 1 | Y | | N | 11/2025 | | |
| 4987 | PULASKI | 05/03/1946 | Active | 41 | 0 | 8 | -16.33% | 34 | 1 | 0 | Y | 2 | R | 11/2025 | | |
| 4988 | SAINT JOSEPH | 12/08/1971 | Active | 10 | 0 | 0 | 0.00% | 14 | | 5 | Y | | N | 06/2025 | | |
| Exc Award (06/30/2018) | | | | | | | | | | | | | | | | |
| 4991 | SPRING HILL | 07/31/1967 | Active | 13 | 0 | 0 | 0.00% | 13 | | 16 | Y | | | 01/2023 | \$5,000.00 | |
| 4994 | WAVERLY | 11/13/1950 | Active | 18 | 2 | 0 | 12.50% | 19 | | 4 | Y | | N | 10/2025 | | |
| 4995 | WAYNESBORO | 01/29/1947 | Active(1) | 16 | 16 | 0 | 100.00% | 16 | | 4 | Y | 4 | | 09/2021 | | |
| 109062 | WILLIAMSON COUNTY | 08/10/2010 | Active | 15 | 3 | 1 | 15.38% | 16 | 3 | 2 | Y | | N | 11/2025 | | |
| Exc Award (06/30/2017) | | | | | | | | | | | | | | | | |

Clubs Cancelled Previous Fiscal Year – Clubs Cancelled within last 12 months may be reinstated

| Club Number | | Club Name | | Charter Date | | Current Status* | | Cancellation Date | |
|-------------|--|-----------|--|--------------|--|-----------------|--|-------------------|--|
| 4959 | | IRON CITY | | 05/09/1961 | | Cancelled(8*) | | 12/30/2024 | |

| Current Total Clubs Count | YTD New Clubs Count | YTD Cancelled Clubs Count | YTD Net Club Gain | Current Total Members Count | YTD Add | YTD Drop | YTD Net Growth | YTD Net Growth % | Member Count 12 Months Ago | Average Member Count Per Club | % of Clubs with less than 20 members | % No Officer Report in 12 Months | % of Clubs with balance 90+ days | Number of Clubs in Status Quo | % Status Quo Clubs in Financial Suspension | Number of Cancelled Clubs | Average Cancelled Club Age | Members Lost Due to Cancellation | % of Clubs Cancelled for Non-Financial Reasons |
|---------------------------|---------------------|---------------------------|-------------------|-----------------------------|---------|----------|----------------|------------------|----------------------------|-------------------------------|--------------------------------------|----------------------------------|----------------------------------|-------------------------------|--|---------------------------|----------------------------|----------------------------------|--|
| 34 | 0 | 0 | 0 | 784 | 42 | 33 | 9 | 1.16% | 812 | 23 | 53% | 0% | 21% | 0 | 0% | 0 | 0 | 0 | 0% |

* - P - Priority Club. Cancellation Reasons: 1-Objectives/conduct, 2-Non-active club, 5-Non-existing club, 6-Disbanding, 7-Merger, 8-Financial Suspension, 9-District/Multiple District Dues.

** Red denotes below 15 active members.

*** Red denotes 20% + loss.

**** Y - all 3 (President, Secretary, Treasurer) club officers reported, N - not all 3 reported.

***** Abbreviation: N-New, IP-Immediate Past, R-Repeat.



Club Health Assessment for District 12 O through November 2025

| | | | Status | Membership | | | | | | Reports | | | | Finance | LCIF | |
|--|---------------------|--------------|-------------------------------------|-------------------------|-------------------|---------------------|---------------------|-------------------------|---------------------------------------|--------------------------------|--------------------------------|---------------------------------|-------------------|--------------------------------------|-----------------|---------------|
| Club Number | Club Name | Charter Date | Times in Status Quo in Past 2 Years | Current Member Count ** | YTD Members Added | YTD Members Dropped | YTD Net Growth% *** | Member Count 1 Year Ago | Dropped Members Avg.Length of Service | Months Since Membership Update | Current Officers Reported **** | Current President Repeated Term | VP Reported ***** | Last Date Reported Service (mm/yyyy) | Account Balance | YTD Donations |
| Clubs more than two years old | | | | | | | | | | | | | | | | |
| 5000 | ALGOOD | 05/05/1972 | Active(2) | 10 | 0 | 0 | 0.00% | 10 | | 69 | Y | 9 | R | 02/2013 | | |
| 5002 | ATHENS | 03/18/1938 | Active | 14 | 2 | 0 | 16.67% | 12 | | 4 | Y | 6 | N | 02/2025 | | |
| Exc Award (06/30/2016, 06/30/2018) | | | | | | | | | | | | | | | | |
| 134539 | Bakewell Tri County | 04/20/2018 | Active(1) | 3 | 0 | 0 | 0.00% | 6 | | 6 | Y | | | 11/2025 | | |
| 5004 | BENTON | 02/07/1941 | Active(3) | 10 | 0 | 0 | 0.00% | 10 | | 19 | Y | 3 | | 08/2022 | | |
| 5006 | BYRDSTOWN | 07/16/1947 | Active | 9 | 0 | 0 | 0.00% | 7 | | 7 | Y | 4 | R | 06/2025 | | |
| Exc Award (06/30/2018) | | | | | | | | | | | | | | | | |
| 5017 | CLEVELAND | 09/13/1929 | Active | 33 | 2 | 1 | 3.13% | 30 | 8 | 1 | Y | | N | 09/2025 | | \$1,000.00 |
| 5019 | COOKEVILLE | 04/06/1922 | Active | 15 | 0 | 1 | -6.25% | 16 | 2 | 2 | N | 10 | | 09/2024 | 90+ Days | \$50.00 |
| 58311 | CROSSVILLE | 05/23/1996 | Active | 18 | 0 | 0 | 0.00% | 18 | | 9 | Y | 3 | N | 11/2025 | | |
| Exc Award (06/30/2018, 06/30/2021, 06/30/2023, 06/30/2024) | | | | | | | | | | | | | | | | |
| 5022 | DAISY-DALLAS | 01/04/1962 | Active | 4 | 0 | 0 | 0.00% | 5 | | 5 | Y | 2 | R | 12/2021 | | \$2,000.00 |
| 5023 | DAYTON | 05/27/1936 | Active | 19 | 0 | 0 | 0.00% | 21 | | 6 | Y | | N | 06/2025 | | \$100.00 |
| Exc Award (06/30/2016, 06/30/2018, 06/30/2021, 06/30/2022) | | | | | | | | | | | | | | | | |
| 5026 | DELANO | 01/22/1973 | Active | 16 | 0 | 0 | 0.00% | 17 | | 8 | Y | 5 | R | 12/2018 | | |
| Exc Award (06/30/2018) | | | | | | | | | | | | | | | | |
| 5028 | DUNLAP | 03/06/1945 | Active | 39 | 0 | 0 | 0.00% | 39 | | 15 | Y | 2 | R | 12/2024 | 90+ Days | \$1,050.00 |
| Exc Award (06/30/2018, 06/30/2021) | | | | | | | | | | | | | | | | |
| 5013 | EAST HAMILTON | 09/30/1954 | Active | 16 | 0 | 0 | 0.00% | 16 | | 14 | Y | | N | 04/2020 | | |
| 5030 | ENGLEWOOD | 10/06/1944 | Active | 10 | 0 | 0 | 0.00% | 10 | | 20 | N | 9 | R | 10/2016 | | |
| 31655 | FAIRFIELD GLADE | 02/11/1976 | Active | 68 | 4 | 10 | -8.11% | 70 | 10 | 2 | Y | 2 | N | 10/2025 | | \$11,780.00 |
| 5038 | HIXSON | 04/24/1973 | Active | 16 | 5 | 1 | 33.33% | 14 | 29 | 3 | Y | 7 | R | 11/2025 | | \$200.00 |
| Exc Award (06/30/2017, 06/30/2018, 06/30/2022, 06/30/2024) | | | | | | | | | | | | | | | | |
| 5042 | JASPER | 02/23/1945 | Active | 19 | 0 | 8 | -29.63% | 27 | 15 | 0 | Y | 2 | R | 12/2018 | | |
| Exc Award (06/30/2018) | | | | | | | | | | | | | | | | |
| 5044 | LOOKOUT VALLEY | 04/29/1952 | Active | 27 | 0 | 2 | -6.90% | 33 | 17 | 2 | Y | 2 | N | 10/2025 | | |
| Exc Award (06/30/2017, 06/30/2018, 06/30/2021) | | | | | | | | | | | | | | | | |



Club Health Assessment for District 12 O through November 2025

INTERNATIONAL

| | | | Status | Membership | | | | | | Reports | | | | Finance | LCIF | |
|-------------|------------------------------------|--------------|-------------------------------------|-------------------------|-------------------|---------------------|-------------------|-------------------------|---------------------------------------|--------------------------------|--------------------------------|---------------------------------|-------------------|--------------------------------------|-----------------|---------------|
| Club Number | Club Name | Charter Date | Times in Status Quo in Past 2 Years | Current Member Count ** | YTD Members Added | YTD Members Dropped | YTD Net Growth*** | Member Count 1 Year Ago | Dropped Members Avg.Length of Service | Months Since Membership Update | Current Officers Reported **** | Current President Repeated Term | VP Reported ***** | Last Date Reported Service (mm/yyyy) | Account Balance | YTD Donations |
| 5049 | MONTEREY | 08/05/1969 | Active | 26 | 1 | 1 | 0.00% | 23 | 7 | 3 | Y | | N | 08/2025 | 90+ Days | |
| | Exc Award (06/30/2018) | | | | | | | | | | | | | | | |
| 5053 | OVERTON COUNTY | 12/18/1952 | Active | 9 | 4 | 3 | 12.50% | 10 | 11 | 1 | Y | | N | 10/2025 | | |
| | Exc Award (06/30/2018) | | | | | | | | | | | | | | | |
| 5055 | RED BANK | 07/12/1940 | Active | 30 | 0 | 1 | -3.23% | 37 | 2 | 1 | Y | | N | 07/2025 | | \$1,100.00 |
| | Exc Award (06/30/2018, 06/30/2023) | | | | | | | | | | | | | | | |
| 5058 | SALE CREEK | 04/17/1946 | Active | 19 | 0 | 0 | 0.00% | 19 | | 8 | Y | 3 | R | 11/2025 | | \$6.00 |
| 5059 | SIGNAL MOUNTAIN | 08/14/1958 | Active | 82 | 4 | 4 | 0.00% | 83 | 4 | 0 | Y | | N | 09/2025 | | \$20.00 |
| | Exc Award (06/30/2023) | | | | | | | | | | | | | | | |
| 5061 | SODDY DAISY | 02/14/1945 | Cancelled(6*) | 0 | 0 | 3 | -100.00% | 3 | 44 | 3 | N | None | | | | |
| 5062 | SOUTH PITTSBURG | 07/18/1940 | Active | 11 | 2 | 0 | 22.22% | 9 | | 4 | Y | 2 | R | 07/2021 | | |
| 120651 | Spring City | 11/05/2013 | Active | 13 | 2 | 0 | 18.18% | 11 | | 3 | Y | 7 | R | 10/2025 | | \$260.00 |
| | Exc Award (06/30/2018, 06/30/2023) | | | | | | | | | | | | | | | |
| 5065 | SWEETWATER | 09/11/1941 | Active | 7 | 0 | 0 | 0.00% | 7 | | 6 | Y | 10 | R | 04/2017 | | \$200.00 |
| 111483 | WHITWELL CROSSROADS | 06/22/2011 | Active(2) | 5 | 1 | 1 | 0.00% | 5 | 13 | 1 | Y | 9 | N | 01/2019 | | \$400.00 |

Clubs Cancelled Previous Fiscal Year – Clubs Cancelled within last 12 months may be reinstated

| Club Number | Club Name | Charter Date | Current Status* | Cancellation Date |
|-------------|------------------|--------------|-----------------|-------------------|
| 5032 | ETOWAH | 05/28/1943 | Cancelled(6*) | 06/29/2025 |
| 5024 | MEIGS COUNTY L C | 11/22/1966 | Cancelled(8*) | 12/30/2024 |

| Current Total Clubs Count | YTD New Clubs Count | YTD Cancelled Clubs Count | YTD Net Club Gain | Current Total Members Count | YTD Add | YTD Drop | YTD Net Growth | YTD Net Growth % | Member Count 12 Months Ago | Average Member Count Per Club | % of Clubs with less than 20 members | % No Officer Report in 12 Months | % of Clubs with balance 90+ days | Number of Clubs in Status Quo | % Status Quo Clubs in Financial Suspension | Number of Cancelled Clubs | Average Cancelled Club Age | Members Lost Due to Cancellation | % of Clubs Cancelled for Non-Financial Reasons |
|---------------------------|---------------------|---------------------------|-------------------|-----------------------------|---------|----------|----------------|------------------|----------------------------|-------------------------------|--------------------------------------|----------------------------------|----------------------------------|-------------------------------|--|---------------------------|----------------------------|----------------------------------|--|
| 27 | 0 | 1 | -1 | 548 | 27 | 36 | -9 | -1.62% | 568 | 20 | 74% | 0% | 11% | 0 | 0% | 1 | 221 | 3 | 0% |

* - P - Priority Club. Cancellation Reasons: 1-Objectives/conduct, 2-Non-active club, 5-Non-existing club, 6-Disbanding, 7-Merger, 8-Financial Suspension, 9-District/Multiple District Dues.

** Red denotes below 15 active members.

*** Red denotes 20% + loss.

**** Y - all 3 (President, Secretary, Treasurer) club officers reported, N - not all 3 reported.

***** Abbreviation: N-New, IP-Immediate Past, R-Repeat.



Club Health Assessment for District 12 N through November 2025

| | | | Status | Membership | | | | | Reports | | | | | Finance | | LCIF |
|--|---------------------------------|--------------|-------------------------------------|-------------------------|-------------------|---------------------|---------------------|-------------------------|---------------------------------------|--------------------------------|--------------------------------|---------------------------------|-------------------|--------------------------------------|-----------------|---------------|
| Club Number | Club Name | Charter Date | Times in Status Quo in Past 2 Years | Current Member Count ** | YTD Members Added | YTD Members Dropped | YTD Net Growth% *** | Member Count 1 Year Ago | Dropped Members Avg.Length of Service | Months Since Membership Update | Current Officers Reported **** | Current President Repeated Term | VP Reported ***** | Last Date Reported Service (mm/yyyy) | Account Balance | YTD Donations |
| Clubs less than two years old | | | | | | | | | | | | | | | | |
| 181867 | Sevierville | 04/15/2025 | Active | 22 | 1 | 0 | 4.76% | 0 | | 1 | Y | 2 | N | 11/2025 | | |
| Exc Award (06/30/2025) | | | | | | | | | | | | | | | | |
| Clubs more than two years old | | | | | | | | | | | | | | | | |
| 5076 | BULLS GAP | 09/25/1946 | Active | 13 | 0 | 0 | 0.00% | 13 | | 5 | Y | 22 | | 08/2024 | | |
| 97336 | CAMPBELL COUNTY | 06/19/2006 | Active | 21 | 2 | 0 | 10.53% | 20 | | 0 | Y | 2 | N | 11/2025 | | |
| Exc Award (06/30/2021, 06/30/2023) | | | | | | | | | | | | | | | | |
| 5078 | CLINTON | 07/02/1940 | Active | 16 | 2 | 0 | 14.29% | 16 | | 4 | Y | | N | 11/2025 | 90+ Days | \$300.00 |
| Exc Award (06/30/2016, 06/30/2017, 06/30/2020, 06/30/2021) | | | | | | | | | | | | | | | | |
| 5081 | DANDRIDGE | 02/24/1939 | Active | 56 | 2 | 6 | -6.67% | 56 | 4 | 1 | Y | | N | 10/2025 | | \$2,300.00 |
| Exc Award (06/30/2018, 06/30/2022, 06/30/2023) | | | | | | | | | | | | | | | | |
| 120522 | East Tennessee State University | 10/15/2013 | Active(1) | 4 | 0 | 0 | 0.00% | 2 | | 5 | N | None | | 10/2017 | 90+ Days | |
| 124889 | Elizabethton | 05/21/2015 | Active | 21 | 2 | 0 | 10.53% | 20 | | 2 | Y | 2 | R | 09/2025 | | \$150.00 |
| 147963 | Erwin | 08/16/2021 | Active | 7 | 1 | 0 | 16.67% | 6 | | 1 | Y | 4 | | | | |
| 5080 | FARRAGUT | 12/06/1973 | Active | 20 | 0 | 2 | -9.09% | 26 | 13 | 4 | Y | 2 | N | 08/2025 | | \$100.00 |
| 5083 | FOUNTAIN CITY | 01/05/1942 | Active | 11 | 0 | 6 | -35.29% | 17 | 13 | 2 | Y | 2 | R | 07/2024 | | |
| 5085 | GREENEVILLE | 05/08/1940 | Active | 14 | 0 | 0 | 0.00% | 14 | | 6 | Y | 2 | R | 06/2025 | | \$300.00 |
| 5087 | HALLS COMMUNITY | 02/10/1961 | Cancelled(6*) | 0 | 0 | 0 | 0.00% | 6 | | 5 | N | None | | 07/2024 | | |
| 5089 | HARRIMAN | 11/12/1948 | Active | 24 | 1 | 2 | -4.00% | 25 | 2 | 1 | Y | | R | 11/2025 | 90+ Days | |
| 5090 | INSKIP | 02/22/1949 | Active | 9 | 0 | 4 | -30.77% | 13 | 17 | 2 | Y | 2 | R | 11/2025 | | |
| Exc Award (06/30/2022, 06/30/2023) | | | | | | | | | | | | | | | | |
| 5093 | JOHNSON CITY | 12/05/1947 | Active | 23 | 0 | 0 | 0.00% | 23 | | 5 | Y | | | 09/2025 | | \$1,000.00 |
| Exc Award (06/30/2021) | | | | | | | | | | | | | | | | |
| 5095 | JOHNSON COUNTY | 01/16/1953 | Cancelled(6*) | 0 | 0 | 1 | -100.00% | 8 | 50 | 3 | N | None | | 05/2025 | | |
| 5096 | KARNS | 01/28/1954 | Active | 34 | 0 | 0 | 0.00% | 35 | | 5 | Y | 2 | R | 08/2025 | | \$2,450.00 |
| Exc Award (06/30/2021, 06/30/2022) | | | | | | | | | | | | | | | | |
| 5097 | KINGSPORT | 06/29/1946 | Active | 35 | 1 | 3 | -5.41% | 32 | 24 | 0 | Y | | N | 10/2025 | | \$3,000.00 |
| Exc Award (06/30/2018, 06/30/2025) | | | | | | | | | | | | | | | | |




Club Health Assessment for District 12 N through November 2025

| | | | Status | Membership | | | | | Reports | | | | | Finance | | LCIF |
|--|-----------------------------|--------------|-------------------------------------|-------------------------|-------------------|---------------------|---------------------|-------------------------|---------------------------------------|--------------------------------|--------------------------------|---------------------------------|-------------------|--------------------------------------|-----------------|---------------|
| Club Number | Club Name | Charter Date | Times in Status Quo in Past 2 Years | Current Member Count ** | YTD Members Added | YTD Members Dropped | YTD Net Growth% *** | Member Count 1 Year Ago | Dropped Members Avg.Length of Service | Months Since Membership Update | Current Officers Reported **** | Current President Repeated Term | VP Reported ***** | Last Date Reported Service (mm/yyyy) | Account Balance | YTD Donations |
| 5098 | KINGSTON | 02/12/1947 | Active | 12 | 0 | 0 | 0.00% | 15 | | 7 | Y | | N | 09/2024 | | |
| 68907 | KNOX COUNTY NORTH | 06/20/2003 | Active | 9 | 0 | 0 | 0.00% | 9 | | 2 | Y | | N | 10/2025 | | \$200.00 |
| 131089 | Knoxville East | 05/31/2017 | Active | 32 | 4 | 0 | 14.29% | 45 | | 4 | Y | 10 | | 04/2021 | | |
| 32066 | KNOXVILLE TRI-COUNTY | 04/22/1976 | Active | 15 | 0 | 2 | -11.76% | 17 | 9 | 2 | Y | 2 | R | 11/2025 | | \$328.00 |
| Exc Award (06/30/2018, 06/30/2021) | | | | | | | | | | | | | | | | |
| 5106 | LOUDON | 11/19/1935 | Active | 14 | 0 | 0 | 0.00% | 16 | | 7 | Y | 2 | R | 11/2024 | | |
| Exc Award (06/30/2016) | | | | | | | | | | | | | | | | |
| 5107 | MARYVILLE | 03/11/1938 | Active | 16 | 0 | 0 | 0.00% | 15 | | 4 | Y | 2 | N | 11/2025 | | |
| Exc Award (06/30/2022) | | | | | | | | | | | | | | | | |
| 5110 | MORRISTOWN CHEROKEE | 03/03/1961 | Active | 14 | 0 | 0 | 0.00% | 14 | | 9 | N | None | | | | |
| 5109 | MORRISTOWN HAMBLÉN | 11/04/1946 | Active | 31 | 2 | 4 | -6.06% | 27 | 16 | 0 | Y | 2 | R | 11/2025 | | |
| Exc Award (06/30/2021, 06/30/2025) | | | | | | | | | | | | | | | | |
| 51138 | MORRISTOWN MORRIS BOULEVARD | 12/26/1990 | Active | 8 | 0 | 0 | 0.00% | 11 | | 7 | N | None | | 06/2015 | | |
| 5114 | NORRIS | 02/02/1956 | Active | 40 | 1 | 3 | -4.76% | 43 | 5 | 0 | Y | | | 11/2025 | | |
| Exc Award (06/30/2020) | | | | | | | | | | | | | | | | |
| 29912 | OAK RIDGE | 11/08/1974 | Active | 22 | 2 | 0 | 10.00% | 21 | | 1 | Y | | N | 11/2025 | | \$500.00 |
| Exc Award (06/30/2024, 06/30/2025) | | | | | | | | | | | | | | | | |
| 5119 | ONEIDA | 06/02/1950 | Active | 9 | 0 | 0 | 0.00% | 8 | | 11 | Y | 6 | | 10/2025 | | \$150.00 |
| 5121 | POWELL | 08/27/1951 | Active | 14 | 0 | 0 | 0.00% | 14 | | 18 | Y | 8 | | 12/2018 | | |
| 5123 | ROGERSVILLE | 06/23/1955 | Active | 26 | 0 | 0 | 0.00% | 23 | | 6 | Y | 2 | N | 11/2025 | | |
| 130726 | Sevier County | 04/18/2017 | Active | 25 | 9 | 0 | 56.25% | 22 | | 0 | Y | 3 | R | 11/2025 | | \$166.66 |
| Exc Award (06/30/2020, 06/30/2021, 06/30/2023) | | | | | | | | | | | | | | | | |
| 62492 | TELLICO VILLAGE | 11/22/1999 | Active | 64 | 3 | 0 | 4.92% | 62 | | 0 | Y | | N | 11/2025 | | |
| Exc Award (06/30/2024) | | | | | | | | | | | | | | | | |
| 103843 | UNION COUNTY | 10/28/2008 | Active | 13 | 2 | 1 | 8.33% | 12 | 6 | 3 | Y | 8 | R | 09/2025 | 90+ Days | |
| 5130 | WEST KNOX L C | 02/29/1968 | Active | 30 | 0 | 0 | 0.00% | 25 | | 5 | Y | | N | 11/2025 | | |
| Exc Award (06/30/2019, 06/30/2022, 06/30/2023) | | | | | | | | | | | | | | | | |



Club Health Assessment for District 12 N through November 2025



| Club Number | Club Name | Charter Date | Status | Membership | | | | | | Reports | | | | Finance | | LCIF |
|-------------|-----------|--------------|-------------------------------------|-------------------------|-------------------|---------------------|---------------------|-------------------------|---------------------------------------|--------------------------------|--------------------------------|---------------------------------|-------------------|--------------------------------------|-----------------|---------------|
| | | | Times in Status Quo in Past 2 Years | Current Member Count ** | YTD Members Added | YTD Members Dropped | YTD Net Growth% *** | Member Count 1 Year Ago | Dropped Members Avg.Length of Service | Months Since Membership Update | Current Officers Reported **** | Current President Repeated Term | VP Reported ***** | Last Date Reported Service (mm/yyyy) | Account Balance | YTD Donations |

Clubs Cancelled Previous Fiscal Year – Clubs Cancelled within last 12 months may be reinstated

| Club Number | Club Name | Charter Date | Current Status* | Cancellation Date |
|-------------|-----------------|--------------|-----------------|-------------------|
| 149680 | Caryville Cares | 01/28/2022 | Cancelled(8*) | 12/30/2024 |
| 5124 | RUTLEDGE | 04/24/1945 | Cancelled(8*) | 06/29/2025 |

| Current Total Clubs Count | YTD New Clubs Count | YTD Cancelled Clubs Count | YTD Net Club Gain | Current Total Members Count | YTD Add | YTD Drop | YTD Net Growth | YTD Net Growth % | Member Count 12 Months Ago | Average Member Count Per Club | % of Clubs with less than 20 members | % No Officer Report in 12 Months | % of Clubs with balance 90+ days | Number of Clubs in Status Quo | % Status Quo Clubs in Financial Suspension | Number of Cancelled Clubs | Average Cancelled Club Age | Members Lost Due to Cancellation | % of Clubs Cancelled for Non-Financial Reasons |
|---------------------------|---------------------|---------------------------|-------------------|-----------------------------|---------|----------|----------------|------------------|----------------------------|-------------------------------|--------------------------------------|----------------------------------|----------------------------------|-------------------------------|--|---------------------------|----------------------------|----------------------------------|--|
| 34 | 0 | 2 | -2 | 724 | 35 | 34 | 1 | 0.14% | 731 | 21 | 50% | 6% | 12% | 0 | 0% | 2 | 110 | 1 | 0% |

* - P - Priority Club. Cancellation Reasons: 1-Objectives/conduct, 2-Non-active club, 5-Non-existing club, 6-Disbanding, 7-Merger, 8-Financial Suspension, 9-District/Multiple District Dues.

** Red denotes below 15 active members.

*** Red denotes 20% + loss.

**** Y - all 3 (President, Secretary, Treasurer) club officers reported, N - not all 3 reported.

***** Abbreviation: N-New, IP-Immediate Past, R-Repeat.




Club Health Assessment for District 12 S through November 2025

| | | | Status | Membership | | | | | | Reports | | | | Finance | | LCIF |
|------------------------------------|-----------------------|--------------|-------------------------------------|-------------------------|-------------------|---------------------|---------------------|-------------------------|---------------------------------------|--------------------------------|--------------------------------|---------------------------------|-------------------|--------------------------------------|-----------------|---------------|
| Club Number | Club Name | Charter Date | Times in Status Quo in Past 2 Years | Current Member Count ** | YTD Members Added | YTD Members Dropped | YTD Net Growth% *** | Member Count 1 Year Ago | Dropped Members Avg.Length of Service | Months Since Membership Update | Current Officers Reported **** | Current President Repeated Term | VP Reported ***** | Last Date Reported Service (mm/yyyy) | Account Balance | YTD Donations |
| Clubs more than two years old | | | | | | | | | | | | | | | | |
| 47242 | ALEXANDRIA | 04/24/1987 | Active | 22 | 1 | 0 | 4.76% | 21 | | 3 | Y | 3 | | 06/2025 | | |
| 4942 | COMMUNITY L C | 10/08/1970 | Active | 11 | 0 | 1 | -8.33% | 12 | 38 | 3 | Y | | N | 06/2025 | | |
| 5025 | DECHERD | 05/14/1959 | Active | 11 | 0 | 0 | 0.00% | 11 | | 12 | Y | 6 | | 06/2025 | | |
| 5031 | ESTILL SPRINGS | 02/03/1961 | Active | 15 | 0 | 2 | -11.76% | 18 | 14 | 0 | Y | | N | 11/2025 | | |
| 4949 | FAYETTEVILLE | 01/28/1947 | Active | 46 | 0 | 2 | -4.17% | 44 | 4 | 0 | Y | | | 11/2025 | | |
| Exc Award (06/30/2023, 06/30/2025) | | | | | | | | | | | | | | | | |
| 4952 | GALLATIN | 06/25/1937 | Active | 46 | 0 | 0 | 0.00% | 47 | | 7 | Y | | N | 06/2025 | | \$1,100.00 |
| 140925 | Gladeville | 02/10/2020 | Status Quo(1) | 7 | 0 | 0 | 0.00% | 7 | | 19 | Y | | | 06/2025 | 90+ Days | |
| 98603 | GRUNDY COUNTY | 02/19/2007 | Active(2) | 15 | 2 | 0 | 15.38% | 0 | | 3 | Y | 15 | R | 11/2017 | | |
| 5036 | HARTSVILLE | 11/29/1935 | P- Active | 7 | 2 | 0 | 40.00% | 0 | | 4 | Y | | | 06/2025 | | |
| 5039 | HUNTLAND | 03/07/1949 | Status Quo(3) | 12 | 0 | 0 | 0.00% | 22 | | 2 | N | None | | 06/2025 | 90+ Days | |
| 104554 | JACKSON COUNTY | 01/26/2009 | Active | 13 | 0 | 0 | 0.00% | 13 | | 23 | Y | 5 | | 06/2025 | | |
| 45765 | LAFAYETTE | 02/24/1986 | Active | 76 | 8 | 0 | 11.76% | 98 | | 1 | Y | | N | 09/2025 | | \$2,629.96 |
| 67047 | LAFAYETTE LIONESS | 12/26/2002 | Active | 46 | 4 | 0 | 9.52% | 51 | | 4 | Y | | N | 06/2025 | | \$100.00 |
| Exc Award (06/30/2023) | | | | | | | | | | | | | | | | |
| 4962 | LEBANON | 01/10/1933 | Active | 10 | 2 | 1 | 11.11% | 9 | 8 | 0 | Y | | | 06/2025 | 90+ Days | |
| Exc Award (06/30/2018) | | | | | | | | | | | | | | | | |
| 118381 | LEBANON NOON | 12/05/2012 | Active | 3 | 0 | 0 | 0.00% | 3 | | 16 | Y | 4 | | 02/2025 | | \$75.00 |
| 4966 | LYNCHBURG | 11/19/1958 | Active | 7 | 0 | 0 | 0.00% | 9 | | 8 | Y | 16 | R | 06/2025 | | |
| 5046 | MANCHESTER | 09/07/1953 | Active | 4 | 0 | 0 | 0.00% | 4 | | 5 | Y | 7 | R | 06/2025 | | |
| 129652 | Millersville | 12/16/2016 | Active | 8 | 0 | 1 | -11.11% | 9 | 1 | 1 | Y | 4 | N | 06/2025 | | |
| 46997 | MT JULIET WEST WILSON | 03/02/1987 | Active | 27 | 1 | 0 | 3.85% | 32 | | 4 | Y | | N | 06/2025 | | \$55.00 |
| 119330 | MTSU CAMPUS | 05/09/2013 | Active | 6 | 0 | 0 | 0.00% | 5 | | 5 | Y | | R | 11/2025 | | \$510.00 |
| 4972 | MURFREESBORO | 06/16/1933 | Active | 31 | 1 | 2 | -3.13% | 29 | 18 | 2 | Y | 3 | N | 08/2025 | | |
| Exc Award (06/30/2022) | | | | | | | | | | | | | | | | |
| 65156 | MURFREESBORO NOON | 03/21/2002 | Active | 13 | 0 | 0 | 0.00% | 15 | | 4 | Y | 6 | R | 11/2025 | | \$200.00 |
| 4985 | PETERSBURG | 02/07/1945 | Active | 14 | 0 | 0 | 0.00% | 15 | | 7 | Y | 6 | N | 06/2025 | | \$500.00 |
| 67558 | RED BOILING SPRINGS | 03/31/2003 | Active(1) | 3 | 0 | 0 | 0.00% | 3 | | 43 | N | 3 | | 06/2025 | | |



Club Health Assessment for District 12 S through November 2025

|  | | | Status | Membership | | | | | | Reports | | | | Finance | LCIF | |
|--|--------------------|--------------|-------------------------------------|-------------------------|-------------------|---------------------|---------------------|-------------------------|---------------------------------------|--------------------------------|--------------------------------|---------------------------------|-------------------|--------------------------------------|-----------------|---------------|
| Club Number | Club Name | Charter Date | Times in Status Quo in Past 2 Years | Current Member Count ** | YTD Members Added | YTD Members Dropped | YTD Net Growth% *** | Member Count 1 Year Ago | Dropped Members Avg.Length of Service | Months Since Membership Update | Current Officers Reported **** | Current President Repeated Term | VP Reported ***** | Last Date Reported Service (mm/yyyy) | Account Balance | YTD Donations |
| 4989 | SHELBYVILLE | 05/29/1922 | Active | 23 | 0 | 0 | 0.00% | 23 | | 10 | Y | 2 | | 06/2025 | | |
| 98955 | SMITHVILLE | 04/03/2007 | Active | 17 | 0 | 0 | 0.00% | 17 | | 5 | Y | 11 | R | 06/2025 | | |
| 4990 | SMYRNA | 01/10/1949 | Active | 54 | 2 | 5 | -5.26% | 62 | 8 | 0 | Y | | N | 06/2025 | | |
| Exc Award (06/30/2017) | | | | | | | | | | | | | | | | |
| 5035 | SOUTHSIDE | 10/29/1963 | Active | 28 | 0 | 0 | 0.00% | 25 | | 8 | Y | 3 | R | 06/2025 | | |
| 4992 | SPRINGFIELD | 05/06/1936 | Active | 33 | 3 | 0 | 10.00% | 40 | | 1 | N | None | N | 06/2025 | | \$1,000.00 |
| Exc Award (06/30/2017, 06/30/2022) | | | | | | | | | | | | | | | | |
| 5067 | TULLAHOMA | 01/31/1945 | Active | 20 | 0 | 1 | -4.76% | 21 | 4 | 4 | Y | | N | 11/2025 | | \$250.00 |
| 30341 | TULLAHOMA DOWNTOWN | 03/17/1975 | Active | 28 | 1 | 1 | 0.00% | 27 | 0 | 2 | Y | | N | 10/2025 | | \$5.00 |
| 99599 | WARREN COUNTY | 06/12/2007 | Active | 24 | 0 | 0 | 0.00% | 27 | | 6 | Y | | N | 03/2025 | | \$140.00 |
| Exc Award (06/30/2016, 06/30/2018, 06/30/2023, 06/30/2024) | | | | | | | | | | | | | | | | |
| 4993 | WATERTOWN | 07/23/1953 | Active(1) | 7 | 0 | 0 | 0.00% | 0 | | 8 | Y | 9 | | 06/2025 | | |
| 104062 | WESTMORELAND | 12/08/2008 | Active(1) | 5 | 0 | 0 | 0.00% | 5 | | 24 | N | 4 | | 06/2025 | | |
| 36867 | WHITE HOUSE | 04/04/1979 | Active | 3 | 0 | 0 | 0.00% | 9 | | 7 | Y | 4 | | 06/2025 | | |
| 5071 | WINCHESTER | 03/27/1951 | Active(1) | 12 | 3 | 1 | 20.00% | 10 | 34 | 3 | Y | 4 | | 06/2025 | 90+ Days | |
| 5072 | WOODBURY | 06/13/1935 | Active(1) | 63 | 9 | 0 | 16.67% | 57 | | 1 | Y | | N | 12/2024 | 90+ Days | \$1,250.00 |

Clubs Cancelled Previous Fiscal Year – Clubs Cancelled within last 12 months may be reinstated

| Club Number | Club Name | Charter Date | Current Status* | Cancellation Date |
|-------------|------------------------|--------------|-----------------|-------------------|
| 5008 | CARTHAGE | 06/18/1951 | Cancelled(6*) | 05/29/2025 |
| 55816 | LASCASSAS & MILTON L C | 06/10/1994 | Cancelled(8*) | 12/30/2024 |

| Current Total Clubs Count | YTD New Clubs Count | YTD Cancelled Clubs Count | YTD Net Club Gain | Current Total Members Count | YTD Add | YTD Drop | YTD Net Growth | YTD Net Growth % | Member Count 12 Months Ago | Average Member Count Per Club | % of Clubs with less than 20 members | % No Officer Report in 12 Months | % of Clubs with balance 90+ days | Number of Clubs in Status Quo | % Status Quo Clubs in Financial Suspension | Number of Cancelled Clubs | Average Cancelled Club Age | Members Lost Due to Cancellation | % of Clubs Cancelled for Non-Financial Reasons |
|---------------------------|---------------------|---------------------------|-------------------|-----------------------------|---------|----------|----------------|------------------|----------------------------|-------------------------------|--------------------------------------|----------------------------------|----------------------------------|-------------------------------|--|---------------------------|----------------------------|----------------------------------|--|
| 37 | 0 | 0 | 0 | 770 | 39 | 17 | 22 | 2.94% | 800 | 21 | 59% | 3% | 14% | 2 | 100% | 0 | 0 | 0 | 0% |



Club Health Assessment for District 12 S through November 2025

| | | | Status | Membership | | | | | Reports | | | | | Finance | LCIF | |
|-------------|-----------|--------------|-------------------------------------|-------------------------|-------------------|---------------------|---------------------|-------------------------|---------------------------------------|--------------------------------|--------------------------------|---------------------------------|-------------------|--------------------------------------|-----------------|---------------|
| Club Number | Club Name | Charter Date | Times in Status Quo in Past 2 Years | Current Member Count ** | YTD Members Added | YTD Members Dropped | YTD Net Growth% *** | Member Count 1 Year Ago | Dropped Members Avg.Length of Service | Months Since Membership Update | Current Officers Reported **** | Current President Repeated Term | VP Reported ***** | Last Date Reported Service (mm/yyyy) | Account Balance | YTD Donations |

* - P - Priority Club. Cancellation Reasons: 1-Objectives/conduct, 2-Non-active club, 5-Non-existing club, 6-Disbanding, 7-Merger, 8-Financial Suspension, 9-District/Multiple District Dues.
** Red denotes below 15 active members.
*** Red denotes 20% + loss.
**** Y - all 3 (President, Secretary, Treasurer) club officers reported, N - not all 3 reported.
***** Abbreviation: N-New, IP-Immediate Past, R-Repeat.




Club Health Assessment for District 18 L through November 2025

| | | | Status | Membership | | | | | Reports | | | | Finance | LCIF | | |
|-------------------------------|------------------------------------|--------------|-------------------------------------|-------------------------|-------------------|---------------------|---------------------|-------------------------|---------------------------------------|--------------------------------|--------------------------------|---------------------------------|-------------------|--------------------------------------|-----------------|---------------|
| Club Number | Club Name | Charter Date | Times in Status Quo in Past 2 Years | Current Member Count ** | YTD Members Added | YTD Members Dropped | YTD Net Growth% *** | Member Count 1 Year Ago | Dropped Members Avg.Length of Service | Months Since Membership Update | Current Officers Reported **** | Current President Repeated Term | VP Reported ***** | Last Date Reported Service (mm/yyyy) | Account Balance | YTD Donations |
| Clubs more than two years old | | | | | | | | | | | | | | | | |
| 7281 | ADAIRSVILLE | 05/25/1942 | Active | 43 | 0 | 0 | 0.00% | 41 | | 3 | Y | 7 | N | 08/2025 | | |
| | Exc Award (06/30/2018) | | | | | | | | | | | | | | | |
| 7282 | ALPHARETTA | 09/17/1953 | Active | 40 | 7 | 1 | 17.65% | 38 | 2 | 0 | N | | | 07/2025 | | \$390.00 |
| | Exc Award (06/30/2017) | | | | | | | | | | | | | | | |
| 7283 | ATLANTA | 12/17/1920 | Active | 47 | 2 | 14 | -20.34% | 58 | 7 | 1 | Y | | N | 10/2025 | 90+ Days | |
| 7284 | ATLANTA BUCKHEAD | 05/27/1941 | Active | 141 | 6 | 4 | 1.44% | 138 | 47 | 1 | Y | | | | | |
| 60486 | ATLANTA LATINO | 03/18/1998 | Active | 34 | 3 | 2 | 3.03% | 34 | 6 | 0 | Y | 2 | R | 11/2025 | | |
| 53844 | ATLANTA METRO | 11/25/1992 | Active | 23 | 0 | 0 | 0.00% | 24 | | 10 | Y | 5 | R | 10/2025 | | \$455.00 |
| 7289 | BALL GROUND | 10/04/1939 | Active | 21 | 0 | 3 | -12.50% | 23 | 4 | 0 | Y | 2 | N | 08/2025 | | |
| 122355 | Bartow County | 06/13/2014 | Active(1) | 22 | 0 | 2 | -8.33% | 24 | 5 | 2 | Y | 3 | R | 04/2018 | 90+ Days | \$20.00 |
| 7290 | BOYNTON | 11/11/1952 | Active | 13 | 0 | 0 | 0.00% | 13 | | 7 | N | None | | 10/2019 | | |
| 7292 | CANTON | 04/25/1932 | Active | 49 | 2 | 0 | 4.26% | 49 | | 0 | Y | | N | 10/2024 | 90+ Days | \$1,500.00 |
| | Exc Award (06/30/2018) | | | | | | | | | | | | | | | |
| 7494 | CARROLLTON | 02/27/1933 | Active | 39 | 0 | 3 | -7.14% | 45 | 4 | 1 | Y | | N | 10/2025 | 90+ Days | |
| 7296 | CHATSWORTH | 06/22/1932 | Active | 32 | 2 | 3 | -3.03% | 30 | 19 | 2 | Y | 13 | R | 08/2025 | | |
| 7297 | CHATTANOOGA VALLEY | 02/03/1970 | Active | 23 | 1 | 0 | 4.55% | 22 | | 1 | Y | | N | 10/2025 | 90+ Days | |
| | Exc Award (06/30/2018) | | | | | | | | | | | | | | | |
| 7298 | CHICKAMAUGA | 11/07/1966 | Active | 17 | 0 | 0 | 0.00% | 24 | | 6 | N | None | | 06/2025 | 90+ Days | |
| | Exc Award (06/30/2018) | | | | | | | | | | | | | | | |
| 111057 | DADE COUNTY | 05/17/2011 | Active | 28 | 2 | 1 | 3.70% | 27 | 3 | 0 | Y | 2 | | 07/2025 | | |
| 7303 | DALTON | 09/22/1937 | Active | 18 | 0 | 0 | 0.00% | 18 | | 5 | Y | | N | 10/2025 | | |
| 7304 | DALTON NOON | 05/21/1969 | Active | 10 | 0 | 0 | 0.00% | 10 | | 7 | N | None | | 12/2011 | | \$1,000.00 |
| 106647 | DOUGLAS COUNTY | 09/24/2009 | Cancelled(6*) | 0 | 0 | 7 | -100.00% | 7 | 10 | 1 | N | None | | 06/2025 | | |
| 7307 | ELLIJAY | 07/27/1934 | Active | 68 | 2 | 1 | 1.49% | 69 | 35 | 0 | Y | | N | 11/2025 | | |
| | Exc Award (06/30/2023) | | | | | | | | | | | | | | | |
| 105784 | GREATER BUTTS COUNTY | 06/11/2009 | Active | 69 | 3 | 9 | -8.00% | 52 | 1 | 1 | Y | 3 | N | 06/2025 | | |
| | Exc Award (06/30/2023, 06/30/2025) | | | | | | | | | | | | | | | |
| 7504 | GRIFFIN | 10/25/1951 | Active | 7 | 0 | 0 | 0.00% | 6 | | 5 | Y | | N | 07/2025 | | |
| 7312 | JASPER | 06/22/1939 | Active | 12 | 0 | 0 | 0.00% | 15 | | 5 | Y | 3 | R | 07/2023 | | |



Club Health Assessment for District 18 L through November 2025


|  | | | Status | Membership | | | | | Reports | | | | | Finance | LCIF | |
|--|--------------------|--------------|-------------------------------------|-------------------------|-------------------|---------------------|---------------------|-------------------------|---------------------------------------|--------------------------------|--------------------------------|---------------------------------|-------------------|--------------------------------------|-----------------|---------------|
| Club Number | Club Name | Charter Date | Times in Status Quo in Past 2 Years | Current Member Count ** | YTD Members Added | YTD Members Dropped | YTD Net Growth% *** | Member Count 1 Year Ago | Dropped Members Avg.Length of Service | Months Since Membership Update | Current Officers Reported **** | Current President Repeated Term | VP Reported ***** | Last Date Reported Service (mm/yyyy) | Account Balance | YTD Donations |
| 7313 | LA FAYETTE | 01/15/1932 | Active | 33 | 1 | 0 | 3.13% | 31 | | 2 | Y | | N | | | |
| 7315 | MARIETTA | 06/26/1942 | Active | 20 | 0 | 0 | 0.00% | 24 | | 4 | Y | 2 | R | 07/2025 | | |
| 7316 | MARIETTA EAST COBB | 07/01/1958 | Active | 33 | 0 | 0 | 0.00% | 32 | | 4 | Y | | N | 10/2025 | | \$1,600.00 |
| 7516 | MC DONOUGH | 04/27/1954 | Active | 28 | 0 | 0 | 0.00% | 28 | | 5 | Y | | N | 12/2024 | | \$500.00 |
| Exc Award (06/30/2021, 06/30/2022) | | | | | | | | | | | | | | | | |
| 7318 | MENLO | 02/03/1969 | Active | 13 | 0 | 0 | 0.00% | 11 | | 7 | N | None | | 11/2021 | | |
| 97208 | NORTH COBB | 05/30/2006 | Active | 11 | 1 | 1 | 0.00% | 12 | 4 | 3 | Y | 2 | | 07/2025 | | |
| 7321 | ROCKMART | 04/19/1971 | Active(1) | 2 | 0 | 0 | 0.00% | 8 | | 8 | N | None | | 10/2024 | | |
| 7323 | ROME | 06/04/1941 | Active | 5 | 0 | 6 | -54.55% | 16 | 33 | 0 | Y | | N | 06/2024 | | |
| Exc Award (06/30/2018) | | | | | | | | | | | | | | | | |
| 7325 | ROSWELL | 08/22/1952 | Active | 18 | 1 | 2 | -5.26% | 19 | 23 | 2 | Y | 5 | N | 08/2019 | | \$250.00 |
| 116954 | SMYRNA JONQUIL | 05/22/2012 | Active | 17 | 1 | 0 | 6.25% | 21 | | 2 | Y | 5 | R | 11/2025 | 90+ Days | |
| 7329 | SOUTH COBB | 10/29/1952 | Active | 41 | 9 | 2 | 20.59% | 30 | 17 | 2 | Y | 3 | R | 11/2025 | | \$130.00 |
| Exc Award (06/30/2023) | | | | | | | | | | | | | | | | |
| 7528 | TALLAPOOSA | 04/17/1944 | Active(1) | 22 | 0 | 0 | 0.00% | 23 | | 1 | N | | N | | | |
| 7332 | TRION | 01/30/1939 | Active | 5 | 0 | 0 | 0.00% | 5 | | 18 | N | None | | 01/2024 | | |
| 7531 | VILLA RICA | 05/02/1966 | Active | 51 | 13 | 0 | 34.21% | 25 | | 2 | Y | | N | 10/2025 | | \$50.00 |
| 7335 | WOODSTOCK | 10/24/1961 | Active | 28 | 0 | 0 | 0.00% | 24 | | 3 | Y | | N | 06/2025 | | \$500.00 |

Clubs Cancelled Previous Fiscal Year – Clubs Cancelled within last 12 months may be reinstated

| Club Number | Club Name | Charter Date | Current Status* | Cancellation Date |
|-------------|---------------------------|--------------|-----------------|-------------------|
| 154937 | Alpharetta (Pixel & Dice) | 06/30/2023 | Cancelled(8*) | 12/30/2024 |
| 7291 | CALHOUN | 04/12/1946 | Cancelled(8*) | 06/29/2025 |
| 7507 | HEARD COUNTY | 01/28/1938 | Cancelled(8*) | 06/29/2025 |
| 171634 | Johns Creek | 06/28/2024 | Cancelled(8*) | 06/29/2025 |
| 141298 | Reinhardt | 06/12/2020 | Cancelled(8*) | 12/30/2024 |
| 7324 | ROSSVILLE | 12/06/1955 | Cancelled(8*) | 06/29/2025 |
| 97622 | VILLA RICA GOLDEN CITY | 08/14/2006 | Cancelled(7*) | 06/29/2025 |



Club Health Assessment for District 18 L through November 2025

| <div>Club NumberClub NameCharter Date</div> | | | | | | Status | | Membership | | | | | Reports | | | | Finance | | LCIF |
|---|---------------------|---------------------------|-------------------|-----------------------------|---------|-------------------------------------|-------------------------|----------------------------|-------------------------------|--------------------------------------|----------------------------------|---------------------------------------|--------------------------------|--|---------------------------------|----------------------------|--------------------------------------|--|---------------|
| | | | | | | Times in Status Quo in Past 2 Years | Current Member Count ** | YTD Members Added | YTD Members Dropped | YTD Net Growth*** | Member Count 1 Year Ago | Dropped Members Avg.Length of Service | Months Since Membership Update | Current Officers Reported **** | Current President Repeated Term | VP Reported ***** | Last Date Reported Service (mm/yyyy) | Account Balance | YTD Donations |
| Current Total Clubs Count | YTD New Clubs Count | YTD Cancelled Clubs Count | YTD Net Club Gain | Current Total Members Count | YTD Add | YTD Drop | YTD Net Growth | Member Count 12 Months Ago | Average Member Count Per Club | % of Clubs with less than 20 members | % No Officer Report in 12 Months | % of Clubs with balance 90+ days | Number of Clubs in Status Quo | % Status Quo Clubs in Financial Suspension | Number of Cancelled Clubs | Average Cancelled Club Age | Members Lost Due to Cancellation | % of Clubs Cancelled for Non-Financial Reasons | |
| 36 | 0 | 1 | -1 | 1,083 | 56 | 61 | -5 | -0.46% | 1,076 | 30 | 36% | 6% | 19% | 0 | 0% | 1 | 278 | 7 | -500% |

* - P - Priority Club. Cancellation Reasons: 1-Objectives/conduct, 2-Non-active club, 5-Non-existing club, 6-Disbanding, 7-Merger, 8-Financial Suspension, 9-District/Multiple District Dues.

** Red denotes below 15 active members.

*** Red denotes 20% + loss.

**** Y - all 3 (President, Secretary, Treasurer) club officers reported, N - not all 3 reported.

***** Abbreviation: N-New, IP-Immediate Past, R-Repeat.



Club Health Assessment for District 18 I through November 2025

| | | | Status | Membership | | | | | Reports | | | | | Finance | LCIF | |
|--|--------------------------|--------------|-------------------------------------|-------------------------|-------------------|---------------------|---------------------|-------------------------|---------------------------------------|--------------------------------|--------------------------------|---------------------------------|-------------------|--------------------------------------|-----------------|---------------|
| Club Number | Club Name | Charter Date | Times in Status Quo in Past 2 Years | Current Member Count ** | YTD Members Added | YTD Members Dropped | YTD Net Growth% *** | Member Count 1 Year Ago | Dropped Members Avg.Length of Service | Months Since Membership Update | Current Officers Reported **** | Current President Repeated Term | VP Reported ***** | Last Date Reported Service (mm/yyyy) | Account Balance | YTD Donations |
| Clubs less than two years old | | | | | | | | | | | | | | | | |
| 190763 | Georgia Cyber | 11/10/2025 | Newly Chartered | 20 | 20 | 0 | 100.00% | 0 | | 0 | Y | | | | | |
| 188249 | Greater Walton | 10/16/2025 | Newly Chartered | 20 | 20 | 0 | 100.00% | 0 | | 1 | Y | | | 10/2025 | | \$873.00 |
| Clubs more than two years old | | | | | | | | | | | | | | | | |
| 7432 | ATHENS CLASSIC CITY | 02/09/1965 | Active | 20 | 0 | 0 | 0.00% | 20 | | 4 | Y | | N | 11/2025 | | \$525.00 |
| 59786 | ATHENS HERITAGE | 06/24/1997 | Active(1) | 8 | 0 | 0 | 0.00% | 8 | | 4 | Y | 4 | | 04/2025 | | \$25.00 |
| Exc Award (06/30/2018) | | | | | | | | | | | | | | | | |
| 149656 | Atlanta Caribbean | 01/21/2022 | Active | 31 | 2 | 4 | -6.06% | 24 | 3 | 0 | Y | | R | 10/2025 | | \$593.00 |
| Exc Award (06/30/2024, 06/30/2025) | | | | | | | | | | | | | | | | |
| 49793 | ATLANTA CHINESE AMERICAN | 08/08/1989 | Active | 23 | 0 | 3 | -11.54% | 24 | 8 | 1 | Y | 2 | N | 10/2025 | 90+ Days | \$430.00 |
| 149894 | ATLANTA HOPE | 02/21/2022 | Active | 11 | 0 | 0 | 0.00% | 15 | | 7 | Y | | | 07/2024 | | |
| 7438 | BUFORD | 02/14/1953 | Active | 8 | 0 | 1 | -11.11% | 9 | 12 | 0 | N | 2 | | 08/2024 | | |
| 7439 | CARNESVILLE | 11/24/1952 | Active | 13 | 2 | 1 | 8.33% | 13 | 4 | 3 | Y | 10 | | | | |
| 7440 | CLARKESVILLE | 05/30/1934 | Active(1) | 13 | 0 | 0 | 0.00% | 13 | | 4 | N | 3 | | 12/2019 | 90+ Days | |
| 7441 | CLAYTON | 05/23/1934 | Active | 3 | 0 | 0 | 0.00% | 3 | | 4 | N | None | | 04/2022 | | |
| 40857 | CLERMONT NORTH HALL | 02/12/1982 | Active | 19 | 0 | 1 | -5.00% | 20 | 49 | 3 | Y | | | 02/2025 | | |
| 7442 | COLBERT | 05/16/1951 | Active | 20 | 2 | 1 | 5.26% | 19 | 0 | 2 | Y | 2 | | 03/2019 | 90+ Days | |
| 7443 | COMER | 10/12/1948 | Active | 17 | 0 | 0 | 0.00% | 17 | | 8 | N | None | | 02/2024 | | |
| 7538 | CONYERS | 12/13/1940 | Active | 16 | 2 | 0 | 14.29% | 16 | | 0 | Y | | N | 11/2025 | | |
| Exc Award (06/30/2018) | | | | | | | | | | | | | | | | |
| 7539 | COVINGTON | 06/02/1952 | Active | 59 | 1 | 1 | 0.00% | 62 | 24 | 3 | Y | | N | 11/2025 | | |
| Exc Award (06/30/2016, 06/30/2017, 06/30/2019) | | | | | | | | | | | | | | | | |
| 7447 | DAWSONVILLE | 01/15/1953 | Active | 34 | 3 | 2 | 3.03% | 34 | 28 | 1 | Y | | N | 11/2025 | | |
| 7448 | DECATUR | 06/09/1932 | Active | 10 | 0 | 0 | 0.00% | 10 | | 8 | Y | 2 | | 07/2025 | | \$100.00 |
| 105279 | EATONTON | 04/20/2009 | Active | 10 | 0 | 0 | 0.00% | 10 | | 15 | N | None | | 04/2021 | | |
| 7454 | ELBERTON | 02/19/1953 | Active | 10 | 0 | 0 | 0.00% | 11 | | 5 | Y | 14 | R | 09/2018 | | |
| 7455 | FORSYTH COUNTY | 04/14/1961 | Active | 23 | 4 | 0 | 21.05% | 20 | | 1 | Y | | R | 10/2025 | | \$120.00 |



Club Health Assessment for District 18 I through November 2025

| | | | Status | Membership | | | | | Reports | | | | | Finance | LCIF | |
|--|-----------------------|--------------|-------------------------------------|-------------------------|-------------------|---------------------|---------------------|-------------------------|---------------------------------------|--------------------------------|--------------------------------|---------------------------------|-------------------|--------------------------------------|-----------------|---------------|
| Club Number | Club Name | Charter Date | Times in Status Quo in Past 2 Years | Current Member Count ** | YTD Members Added | YTD Members Dropped | YTD Net Growth% *** | Member Count 1 Year Ago | Dropped Members Avg.Length of Service | Months Since Membership Update | Current Officers Reported **** | Current President Repeated Term | VP Reported ***** | Last Date Reported Service (mm/yyyy) | Account Balance | YTD Donations |
| Exc Award (06/30/2023, 06/30/2024) | | | | | | | | | | | | | | | | |
| 7457 | HARTWELL | 06/14/1951 | Active | 22 | 0 | 0 | 0.00% | 22 | | 1 | Y | | N | 11/2025 | | \$30.00 |
| 7460 | JEFFERSON | 07/09/1951 | Active | 19 | 0 | 0 | 0.00% | 20 | | 5 | Y | 2 | R | 11/2025 | | |
| 7463 | LAVONIA | 02/20/1934 | Active(1) | 15 | 1 | 0 | 7.14% | 14 | | 4 | Y | | R | 11/2025 | | \$350.00 |
| 7464 | LAWRENCEVILLE | 02/19/1946 | Active | 7 | 0 | 0 | 0.00% | 7 | | 0 | Y | 5 | | 08/2025 | | |
| 124043 | Lilburn | 01/22/2015 | Active | 20 | 13 | 0 | 185.71% | 7 | | 1 | Y | | N | 10/2025 | | \$100.00 |
| 7467 | LOGANVILLE | 04/19/1965 | Active | 20 | 2 | 1 | 5.26% | 19 | 30 | 1 | Y | 2 | R | 11/2025 | | \$300.00 |
| Exc Award (06/30/2017, 06/30/2018, 06/30/2020) | | | | | | | | | | | | | | | | |
| 112090 | LOGANVILLE LEGACY | 08/22/2011 | Active | 46 | 0 | 0 | 0.00% | 64 | | 5 | Y | | N | 09/2025 | | |
| Exc Award (06/30/2022, 06/30/2023) | | | | | | | | | | | | | | | | |
| 7553 | MADISON | 03/24/1955 | Active | 24 | 0 | 0 | 0.00% | 23 | | 8 | Y | 2 | R | 10/2025 | | |
| Exc Award (06/30/2023) | | | | | | | | | | | | | | | | |
| 7468 | MARTIN | 04/23/1957 | Active | 14 | 1 | 0 | 7.69% | 15 | | 3 | Y | 2 | N | 12/2021 | | \$300.00 |
| 7469 | MONROE | 05/11/1951 | Active | 2 | 2 | 14 | -85.71% | 14 | 4 | 1 | N | | R | 09/2025 | | |
| 7470 | NORCROSS | 02/17/1944 | Active | 15 | 0 | 0 | 0.00% | 14 | | 8 | Y | 3 | N | 11/2025 | | \$36,550.00 |
| 144113 | Norcross Latino | 12/22/2020 | Active(1) | 9 | 0 | 0 | 0.00% | 9 | | 6 | Y | 4 | | 08/2024 | | |
| 7450 | NORTH DEKALB | 11/03/1952 | Active | 18 | 0 | 0 | 0.00% | 19 | | 0 | Y | | N | 09/2025 | | \$96.00 |
| Exc Award (06/30/2024) | | | | | | | | | | | | | | | | |
| 7472 | OCONEE L C | 10/19/1971 | Active | 40 | 0 | 1 | -2.44% | 45 | 1 | 4 | Y | | N | 11/2025 | | \$1,500.00 |
| Exc Award (06/30/2016, 06/30/2018) | | | | | | | | | | | | | | | | |
| 120568 | Oglethorpe County | 10/22/2013 | Active | 8 | 0 | 0 | 0.00% | 9 | | 5 | Y | 6 | N | 11/2021 | | |
| 7560 | OXFORD | 07/05/1951 | Active | 22 | 4 | 0 | 22.22% | 21 | | 2 | Y | 2 | R | 11/2025 | | |
| 7476 | SNELLVILLE | 09/25/1952 | Active | 25 | 0 | 2 | -7.41% | 27 | 23 | 1 | Y | 2 | R | 09/2025 | | \$250.00 |
| 7477 | SOCIAL CIRCLE | 03/01/1949 | Active | 2 | 0 | 7 | -77.78% | 9 | 12 | 1 | Y | | | 09/2025 | | |
| 135048 | Statham | 06/05/2018 | Active | 12 | 2 | 0 | 20.00% | 12 | | 4 | Y | | | 11/2025 | | |
| 57221 | THOMSON CAMELLIA CITY | 07/18/1995 | Active | 18 | 0 | 0 | 0.00% | 20 | | 7 | Y | 2 | N | 11/2025 | | |
| Exc Award (06/30/2018) | | | | | | | | | | | | | | | | |
| 7480 | TOCCOA | 05/24/1933 | Active | 25 | 1 | 0 | 4.17% | 28 | | 2 | Y | | N | 11/2025 | | |
| Exc Award (06/30/2023) | | | | | | | | | | | | | | | | |
| 7481 | TOWNS COUNTY | 02/14/1940 | Active | 84 | 10 | 8 | 2.44% | 81 | 3 | 0 | Y | | N | 09/2025 | | |



Club Health Assessment for District 18 I through November 2025

| | | | Status | Membership | | | | | | Reports | | | | Finance | LCIF | |
|------------------------------------|-----------------|--------------|-------------------------------------|-------------------------|-------------------|---------------------|---------------------|-------------------------|---------------------------------------|--------------------------------|--------------------------------|---------------------------------|-------------------|--------------------------------------|-----------------|---------------|
| Club Number | Club Name | Charter Date | Times in Status Quo in Past 2 Years | Current Member Count ** | YTD Members Added | YTD Members Dropped | YTD Net Growth% *** | Member Count 1 Year Ago | Dropped Members Avg.Length of Service | Months Since Membership Update | Current Officers Reported **** | Current President Repeated Term | VP Reported ***** | Last Date Reported Service (mm/yyyy) | Account Balance | YTD Donations |
| Exc Award (06/30/2018, 06/30/2024) | | | | | | | | | | | | | | | | |
| 7462 | TUCKER LA VISTA | 10/13/1953 | Active | 24 | 2 | 1 | 4.35% | 20 | 34 | 3 | Y | 5 | N | 07/2025 | 90+ Days | |
| Exc Award (06/30/2018) | | | | | | | | | | | | | | | | |
| 7483 | UNION COUNTY | 01/18/1966 | Active | 12 | 2 | 0 | 20.00% | 10 | | 1 | Y | 4 | R | 11/2025 | | |
| 7571 | WASHINGTON | 06/17/1940 | Active | 16 | 3 | 0 | 23.08% | 12 | | 3 | Y | | N | 07/2025 | | |
| 7486 | WINDER | 08/20/1942 | Active | 10 | 0 | 1 | -9.09% | 12 | 3 | 1 | Y | 4 | R | 07/2023 | | |
| 57840 | WINDER NOON | 02/07/1996 | Cancelled(6*) | 0 | 0 | 1 | -100.00% | 20 | 57 | 3 | N | None | | 06/2025 | | |

Clubs Cancelled Previous Fiscal Year – Clubs Cancelled within last 12 months may be reinstated

| Club Number | Club Name | Charter Date | Current Status* | Cancellation Date |
|-------------|-------------|--------------|-----------------|-------------------|
| 7456 | GAINESVILLE | 06/29/1934 | Cancelled(6*) | 07/29/2024 |

| Current Total Clubs Count | YTD New Clubs Count | YTD Cancelled Clubs Count | YTD Net Club Gain | Current Total Members Count | YTD Add | YTD Drop | YTD Net Growth | YTD Net Growth % | Member Count 12 Months Ago | Average Member Count Per Club | % of Clubs with less than 20 members | % No Officer Report in 12 Months | % of Clubs with balance 90+ days | Number of Clubs in Status Quo | % Status Quo Clubs in Financial Suspension | Number of Cancelled Clubs | Average Cancelled Club Age | Members Lost Due to Cancellation | % of Clubs Cancelled for Non-Financial Reasons |
|---------------------------|---------------------|---------------------------|-------------------|-----------------------------|---------|----------|----------------|------------------|----------------------------|-------------------------------|--------------------------------------|----------------------------------|----------------------------------|-------------------------------|--|---------------------------|----------------------------|----------------------------------|--|
| 47 | 2 | 1 | 1 | 917 | 99 | 50 | 49 | 5.65% | 921 | 20 | 57% | 4% | 9% | 0 | 0% | 1 | 120 | 1 | 100% |

* - P - Priority Club. Cancellation Reasons: 1-Objectives/conduct, 2-Non-active club, 5-Non-existing club, 6-Disbanding, 7-Merger, 8-Financial Suspension, 9-District/Multiple District Dues.

** Red denotes below 15 active members.

*** Red denotes 20% + loss.

**** Y - all 3 (President, Secretary, Treasurer) club officers reported, N - not all 3 reported.

***** Abbreviation: N-New, IP-Immediate Past, R-Repeat.



Club Health Assessment for District 18 O through November 2025

| | | | Status | Membership | | | | | Reports | | | | Finance | | LCIF | |
|-------------------------------|--|--------------|-------------------------------------|-------------------------|-------------------|---------------------|-------------------|-------------------------|---------------------------------------|--------------------------------|--------------------------------|---------------------------------|-------------------|--------------------------------------|-----------------|---------------|
| Club Number | Club Name | Charter Date | Times in Status Quo in Past 2 Years | Current Member Count ** | YTD Members Added | YTD Members Dropped | YTD Net Growth*** | Member Count 1 Year Ago | Dropped Members Avg.Length of Service | Months Since Membership Update | Current Officers Reported **** | Current President Repeated Term | VP Reported ***** | Last Date Reported Service (mm/yyyy) | Account Balance | YTD Donations |
| Clubs more than two years old | | | | | | | | | | | | | | | | |
| 7380 | ABBEVILLE | 03/14/1938 | Active | 13 | 0 | 0 | 0.00% | 13 | | 1 | Y | | R | 11/2025 | | \$150.00 |
| | Exc Award (06/30/2022, 06/30/2023, 06/30/2025) | | | | | | | | | | | | | | | |
| 7383 | ALBANY | 10/18/1922 | Active | 6 | 2 | 0 | 50.00% | 5 | | 2 | Y | 11 | R | 02/2024 | | |
| 7385 | AMERICUS | 11/12/1942 | Active | 11 | 1 | 0 | 10.00% | 8 | | 3 | Y | 2 | N | 09/2025 | | |
| 7389 | BAINBRIDGE | 06/08/1936 | Active | 15 | 0 | 0 | 0.00% | 18 | | 5 | Y | 2 | R | 02/2024 | | |
| 7491 | BUENA VISTA | 01/14/1935 | Active | 22 | 0 | 1 | -4.35% | 21 | 8 | 2 | Y | 11 | R | 10/2019 | | |
| 7493 | BYRON | 07/01/1948 | Active | 14 | 1 | 0 | 7.69% | 20 | | 2 | Y | 2 | | 04/2025 | | \$50.00 |
| 7393 | CALVARY | 10/01/1956 | Active | 14 | 0 | 0 | 0.00% | 15 | | 9 | Y | 3 | R | 11/2023 | | |
| 7394 | CAMILLA | 03/13/1952 | Active(1) | 27 | 1 | 6 | -15.63% | 33 | 7 | 1 | Y | | N | 11/2025 | | |
| | Exc Award (06/30/2022, 06/30/2023, 06/30/2024) | | | | | | | | | | | | | | | |
| 7495 | CENTERVILLE | 02/20/1967 | Active | 31 | 1 | 1 | 0.00% | 32 | 11 | 1 | Y | | N | 03/2025 | | |
| | Exc Award (06/30/2023) | | | | | | | | | | | | | | | |
| 7395 | CHESTER | 06/02/1970 | Active | 22 | 0 | 0 | 0.00% | 21 | | 11 | Y | 9 | N | 11/2023 | | |
| 7397 | COLQUITT | 10/08/1946 | Active | 21 | 6 | 13 | -25.00% | 28 | 17 | 1 | Y | | | 03/2024 | | |
| 7496 | COLUMBUS | 09/15/1922 | Active | 15 | 0 | 1 | -6.25% | 17 | 1 | 0 | Y | | | 11/2025 | | |
| 7398 | CORDELE | 01/26/1934 | Active | 59 | 2 | 0 | 3.51% | 62 | | 0 | Y | | N | 07/2025 | | \$25.00 |
| 7400 | CUTHBERT | 09/27/1944 | Active | 10 | 0 | 0 | 0.00% | 10 | | 15 | Y | 4 | R | | | |
| 117927 | DECATUR COUNTY | 10/01/2012 | Active(1) | 6 | 0 | 0 | 0.00% | 7 | | 5 | N | None | | 07/2016 | | \$200.00 |
| 7402 | DONALSONVILLE | 10/05/1944 | Active | 45 | 1 | 4 | -6.25% | 47 | 15 | 2 | Y | | N | 06/2022 | | |
| 7403 | EASTMAN | 08/24/1956 | Active | 21 | 1 | 0 | 5.00% | 21 | | 1 | Y | 2 | | 12/2023 | | |
| 7501 | ELLAVILLE | 03/27/1942 | Active | 11 | 0 | 0 | 0.00% | 11 | | 24 | Y | 4 | N | | | |
| 7406 | FITZGERALD | 10/14/1942 | Active | 15 | 0 | 2 | -11.76% | 17 | 4 | 4 | Y | 2 | R | 11/2025 | | |
| 137994 | Fort Valley | 05/14/2019 | Active(1) | 25 | 2 | 2 | 0.00% | 22 | 1 | 0 | Y | 5 | N | 11/2025 | | |
| 34746 | GREENVILLE | 12/16/1977 | Active | 30 | 0 | 4 | -11.76% | 34 | 10 | 0 | Y | 3 | R | 10/2025 | | \$250.00 |
| 7409 | HAHIRA | 12/02/1943 | Active | 16 | 0 | 0 | 0.00% | 16 | | 12 | Y | 5 | R | 04/2025 | | |
| 143558 | Hawkinsville-Pulaski | 11/11/2020 | Active | 9 | 0 | 0 | 0.00% | 9 | | 3 | Y | 4 | R | 03/2024 | | |



Club Health Assessment for District 18 O through November 2025

| | | | Status | | Membership | | | | | Reports | | | | Finance | | LCIF | | |
|---------------------------|---------------------|---------------------------|-------------------------------------|-----------------------------|-------------------|---------------------|---------------------|----------------------------|---------------------------------------|--------------------------------------|----------------------------------|----------------------------------|-------------------------------|--|---------------------------|----------------------------|----------------------------------|--|
| Club Number | Club Name | Charter Date | Times in Status Quo in Past 2 Years | Current Member Count ** | YTD Members Added | YTD Members Dropped | YTD Net Growth% *** | Member Count 1 Year Ago | Dropped Members Avg.Length of Service | Months Since Membership Update | Current Officers Reported **** | Current President Repeated Term | VP Reported ***** | Last Date Reported Service (mm/yyyy) | Account Balance | YTD Donations | | |
| 144189 | Houston County | 12/28/2020 | Active | 1 | 0 | 6 | -85.71% | 7 | 4 | 3 | N | 6 | | 03/2024 | | | | |
| 7510 | LA GRANGE | 02/08/1929 | Active | 57 | 0 | 6 | -9.52% | 64 | 21 | 0 | Y | | N | 03/2024 | 90+ Days | | | |
| 7512 | MACON | 05/06/1921 | Active | 13 | 0 | 0 | 0.00% | 13 | | 35 | Y | 10 | | 03/2024 | | | | |
| 145879 | Macon North-West | 06/18/2021 | Active | 7 | 0 | 0 | 0.00% | 7 | | 7 | Y | | R | 11/2025 | | \$25.00 | | |
| 7513 | MACON RUTLAND | 11/16/1960 | Active | 6 | 0 | 0 | 0.00% | 4 | | 6 | Y | 8 | | 02/2024 | | | | |
| 7515 | MANCHESTER | 03/18/1968 | Active | 11 | 1 | 0 | 10.00% | 10 | | 6 | Y | | N | 03/2024 | 90+ Days | | | |
| 7413 | MOULTRIE | 02/06/1936 | Active | 36 | 0 | 1 | -2.70% | 37 | 47 | 3 | Y | | N | 03/2024 | | | | |
| Exc Award (06/30/2018) | | | | | | | | | | | | | | | | | | |
| 124327 | Perry | 03/09/2015 | Active | 10 | 0 | 1 | -9.09% | 11 | 3 | 3 | Y | 4 | | 03/2024 | | | | |
| 7522 | PIKE COUNTY | 01/24/1946 | Active | 17 | 0 | 0 | 0.00% | 17 | | 82 | N | None | | 10/2023 | | | | |
| 7416 | PLAINS | 01/04/1946 | Active | 14 | 0 | 0 | 0.00% | 14 | | 1 | Y | 7 | R | 04/2024 | 90+ Days | | | |
| 7417 | POULAN | 08/29/1963 | Active | 19 | 0 | 0 | 0.00% | 14 | | 5 | Y | 2 | R | 05/2019 | | | | |
| 7421 | ROCHELLE | 10/25/1955 | Active | 18 | 0 | 0 | 0.00% | 16 | | 4 | Y | | R | 02/2024 | | | | |
| 7527 | TALBOTTON | 02/26/1935 | Active | 19 | 1 | 4 | -13.64% | 22 | 4 | 4 | N | 8 | | 08/2021 | | | | |
| 7530 | THOMASTON | 04/11/1940 | Active | 13 | 0 | 0 | 0.00% | 14 | | 7 | Y | | N | 02/2024 | | | | |
| 7426 | UNADILLA | 01/28/1943 | Active(1) | 4 | 0 | 0 | 0.00% | 9 | | 5 | N | None | | 05/2021 | | | | |
| 7430 | WARWICK | 05/17/1966 | Active | 23 | 3 | 3 | 0.00% | 19 | 3 | 0 | Y | | | 10/2025 | | | | |
| 7529 | WEST POINT | 04/29/1936 | Active | 12 | 1 | 0 | 9.09% | 16 | | 4 | N | | N | 12/2022 | 90+ Days | | | |
| Current Total Clubs Count | YTD New Clubs Count | YTD Cancelled Clubs Count | YTD Net Club Gain | Current Total Members Count | YTD Add | YTD Drop | YTD Net Growth % | Member Count 12 Months Ago | Average Member Count Per Club | % of Clubs with less than 20 members | % No Officer Report in 12 Months | % of Clubs with balance 90+ days | Number of Clubs in Status Quo | % Status Quo Clubs in Financial Suspension | Number of Cancelled Clubs | Average Cancelled Club Age | Members Lost Due to Cancellation | % of Clubs Cancelled for Non-Financial Reasons |
| 40 | 0 | 0 | 0 | 738 | 24 | 55 | -31 | -4.03% | 781 | 18 | 68% | 3% | 10% | 0 | 0% | 0 | 0 | 0% |

* - P - Priority Club. Cancellation Reasons: 1-Objectives/conduct, 2-Non-active club, 5-Non-existing club, 6-Disbanding, 7-Merger, 8-Financial Suspension, 9-District/Multiple District Dues.

** Red denotes below 15 active members.

*** Red denotes 20% + loss.

**** Y - all 3 (President, Secretary, Treasurer) club officers reported, N - not all 3 reported.

***** Abbreviation: N-New, IP-Immediate Past, R-Repeat.



Club Health Assessment for District 18 N through November 2025

| | | | Status | Membership | | | | | | Reports | | | | Finance | | LCIF |
|--|-------------------------|--------------|-------------------------------------|-------------------------|-------------------|---------------------|---------------------|-------------------------|---------------------------------------|--------------------------------|--------------------------------|---------------------------------|-------------------|--------------------------------------|-----------------|---------------|
| Club Number | Club Name | Charter Date | Times in Status Quo in Past 2 Years | Current Member Count ** | YTD Members Added | YTD Members Dropped | YTD Net Growth% *** | Member Count 1 Year Ago | Dropped Members Avg.Length of Service | Months Since Membership Update | Current Officers Reported **** | Current President Repeated Term | VP Reported ***** | Last Date Reported Service (mm/yyyy) | Account Balance | YTD Donations |
| Clubs less than two years old | | | | | | | | | | | | | | | | |
| 173394 | Brunswick II | 02/26/2025 | Active | 22 | 0 | 0 | 0.00% | 0 | | 5 | Y | 2 | R | 11/2025 | | \$4.75 |
| Clubs more than two years old | | | | | | | | | | | | | | | | |
| 43860 | ALAMO | 05/18/1984 | Active | 24 | 4 | 1 | 14.29% | 13 | 4 | 0 | Y | 2 | R | 11/2025 | | \$4.75 |
| 7336 | ALMA | 09/12/1933 | Active | 39 | 1 | 1 | 0.00% | 39 | 0 | 1 | Y | | N | 10/2025 | | |
| 7535 | AUGUSTA | 07/01/1922 | Active | 16 | 0 | 1 | -5.88% | 18 | 6 | 3 | Y | 6 | N | 11/2025 | | |
| 7337 | BAXLEY | 01/14/1947 | Active | 38 | 0 | 0 | 0.00% | 36 | | 4 | Y | | N | 08/2025 | | |
| Exc Award (06/30/2021) | | | | | | | | | | | | | | | | |
| 43720 | BELLVILLE | 04/30/1984 | Active | 23 | 0 | 0 | 0.00% | 22 | | 7 | Y | | IP | 11/2025 | | \$454.75 |
| Exc Award (06/30/2025) | | | | | | | | | | | | | | | | |
| 7339 | BRANTLEY COUNTY | 09/19/1944 | Active(1) | 6 | 0 | 1 | -14.29% | 8 | 5 | 1 | Y | 2 | R | 10/2025 | | |
| 7342 | CLAXTON | 04/04/1952 | Active | 7 | 0 | 1 | -12.50% | 9 | 41 | 0 | Y | 8 | | 11/2024 | | |
| 7343 | CLINCH COUNTY | 11/19/1943 | Active | 18 | 0 | 3 | -14.29% | 22 | 16 | 4 | Y | | N | 11/2025 | | |
| 31789 | COBBTOWN | 03/11/1976 | Active | 17 | 0 | 0 | 0.00% | 14 | | 6 | Y | 2 | R | 10/2025 | | |
| Exc Award (06/30/2025) | | | | | | | | | | | | | | | | |
| 64485 | COLLINS | 06/28/2001 | Active | 19 | 0 | 0 | 0.00% | 16 | | 4 | Y | 3 | R | 11/2025 | | |
| 7344 | DARIEN | 01/13/1951 | Active | 38 | 1 | 0 | 2.70% | 39 | | 1 | Y | 2 | N | 10/2025 | | \$1,134.75 |
| Exc Award (06/30/2018, 06/30/2021) | | | | | | | | | | | | | | | | |
| 7345 | DOUGLAS | 02/18/1936 | Active | 87 | 0 | 0 | 0.00% | 95 | | 5 | Y | | N | 11/2025 | | \$104.75 |
| Exc Award (06/30/2016, 06/30/2021, 06/30/2023, 06/30/2024) | | | | | | | | | | | | | | | | |
| 7543 | FLEMING | 11/13/1951 | Active(1) | 1 | 0 | 0 | 0.00% | 1 | | 17 | Y | 6 | | 11/2024 | | |
| 7544 | GLASCOCK COUNTY | 01/30/1953 | Active | 8 | 0 | 0 | 0.00% | 8 | | 17 | Y | 10 | R | 02/2025 | | |
| 105593 | GLENNVILLE | 06/01/2009 | Active | 19 | 1 | 0 | 5.56% | 25 | | 4 | Y | | N | 10/2025 | | |
| Exc Award (06/30/2022, 06/30/2023) | | | | | | | | | | | | | | | | |
| 50086 | HEPHZIBAH | 01/15/1990 | Active | 22 | 5 | 0 | 29.41% | 17 | | 3 | Y | 2 | R | 11/2025 | 90+ Days | |
| 7351 | HINESVILLE | 02/21/1941 | Active | 12 | 0 | 1 | -7.69% | 11 | 2 | 3 | Y | 2 | N | 11/2025 | | \$504.75 |
| Exc Award (06/30/2023) | | | | | | | | | | | | | | | | |
| 151271 | Islands Marsh and River | 06/22/2022 | Active | 16 | 0 | 0 | 0.00% | 19 | | 0 | Y | | IP | 09/2025 | | |
| 7353 | JEKYLL ISLAND | 07/05/1962 | Active | 21 | 2 | 0 | 10.53% | 22 | | 0 | Y | | R | 11/2025 | | |



Club Health Assessment for District 18 N through November 2025

| | | | Status | Membership | | | | | | Reports | | | | Finance | LCIF | |
|--|-----------------------------------|--------------|-------------------------------------|-------------------------|-------------------|---------------------|---------------------|-------------------------|---------------------------------------|--------------------------------|--------------------------------|---------------------------------|-------------------|--------------------------------------|-----------------|---------------|
| Club Number | Club Name | Charter Date | Times in Status Quo in Past 2 Years | Current Member Count ** | YTD Members Added | YTD Members Dropped | YTD Net Growth% *** | Member Count 1 Year Ago | Dropped Members Avg.Length of Service | Months Since Membership Update | Current Officers Reported **** | Current President Repeated Term | VP Reported ***** | Last Date Reported Service (mm/yyyy) | Account Balance | YTD Donations |
| Exc Award (06/30/2024) | | | | | | | | | | | | | | | | |
| 7550 | JONES COUNTY L C | 01/15/1968 | Active | 20 | 2 | 2 | 0.00% | 21 | 2 | 1 | Y | 2 | R | 11/2025 | 90+ Days | \$4.75 |
| 7355 | KINGSLAND | 03/10/1953 | Active | 13 | 1 | 7 | -31.58% | 18 | 13 | 1 | Y | | R | 10/2025 | | |
| 7356 | LANIER COUNTY | 05/03/1951 | Active | 17 | 1 | 2 | -5.56% | 21 | 7 | 1 | Y | | N | 08/2025 | 90+ Days | |
| 7552 | LOUISVILLE | 10/29/1953 | Active | 38 | 1 | 5 | -9.52% | 40 | 8 | 2 | Y | | N | 11/2025 | | |
| 7358 | LYONS | 12/17/1946 | Active | 84 | 3 | 3 | 0.00% | 83 | 23 | 0 | Y | | N | 10/2025 | | \$204.75 |
| Exc Award (06/30/2022, 06/30/2023, 06/30/2024) | | | | | | | | | | | | | | | | |
| 7359 | MC RAE | 08/27/1943 | Active(1) | 8 | 0 | 0 | 0.00% | 8 | | 17 | Y | 6 | R | 02/2025 | | |
| 7360 | METTER | 12/03/1963 | Active | 6 | 0 | 0 | 0.00% | 6 | | 16 | Y | 6 | R | 11/2024 | | |
| 7556 | MIDVILLE | 08/24/1944 | Active | 12 | 1 | 0 | 9.09% | 11 | | 1 | Y | 10 | | 10/2024 | | |
| 31210 | MILLEDGEVILLE | 09/26/1975 | Active | 15 | 0 | 0 | 0.00% | 15 | | 6 | Y | | N | 11/2025 | | \$200.00 |
| 7557 | MILLEN | 04/04/1941 | Active | 10 | 0 | 1 | -9.09% | 12 | 1 | 4 | Y | | | 10/2024 | | |
| 7558 | NATIONAL HILLS | 04/16/1963 | Active | 17 | 0 | 0 | 0.00% | 22 | | 4 | Y | | | 10/2025 | | \$4.75 |
| 111017 | POOLER | 05/03/2011 | Active | 52 | 5 | 0 | 10.64% | 57 | | 1 | N | | N | 11/2025 | | \$2,004.75 |
| Exc Award (06/30/2020, 06/30/2022, 06/30/2023) | | | | | | | | | | | | | | | | |
| 7367 | REIDSVILLE | 02/01/1944 | Status Quo(3) | 4 | 0 | 0 | 0.00% | 12 | | 5 | Y | 6 | | 09/2024 | 90+ Days | |
| 7368 | RICHMOND HILL GA LIONS CLUB, INC. | 03/19/1963 | Active | 52 | 4 | 0 | 8.33% | 52 | | 0 | Y | 2 | N | 11/2025 | | \$500.00 |
| 7369 | RINCON | 02/15/1971 | Active | 4 | 0 | 0 | 0.00% | 4 | | 19 | Y | 10 | N | 11/2025 | | |
| 59427 | RINCON NOON | 04/30/1997 | Active(1) | 6 | 0 | 0 | 0.00% | 6 | | 9 | Y | 5 | N | 11/2024 | | |
| 7561 | SANDERSVILLE | 11/30/1928 | Status Quo(1) | 12 | 0 | 0 | 0.00% | 14 | | 7 | Y | 4 | | 04/2025 | 90+ Days | |
| 7371 | SAVANNAH | 05/11/1922 | Active | 57 | 1 | 1 | 0.00% | 62 | 7 | 0 | Y | | N | 11/2025 | | \$1,004.75 |
| Exc Award (06/30/2023) | | | | | | | | | | | | | | | | |
| 7372 | SAVANNAH PORT CITY | 06/18/1953 | Active | 9 | 0 | 0 | 0.00% | 9 | | 7 | Y | 3 | N | 07/2024 | | |
| 7563 | SPARTA | 10/18/1928 | Active | 10 | 0 | 0 | 0.00% | 10 | | 7 | Y | 9 | R | 10/2025 | | |
| 7565 | SYLVANIA | 10/01/1946 | Active | 33 | 2 | 1 | 3.13% | 29 | 17 | 1 | Y | | IP | 07/2025 | 90+ Days | |
| Exc Award (06/30/2017) | | | | | | | | | | | | | | | | |
| 7568 | TWIN CITY | 01/23/1964 | Active | 17 | 0 | 1 | -5.56% | 18 | 16 | 3 | Y | | N | 11/2024 | | |
| 7376 | VIDALIA | 01/10/1947 | Active | 13 | 0 | 0 | 0.00% | 13 | | 3 | Y | 2 | | 03/2025 | | |



Club Health Assessment for District 18 N through November 2025

INTERNATIONAL

| Club Number | Club Name | Charter Date | Status | Membership | | | | | | Reports | | | | Finance | LCIF | |
|------------------------|---------------------|--------------|-------------------------------------|-------------------------|-------------------|---------------------|---------------------|-------------------------|---------------------------------------|--------------------------------|--------------------------------|---------------------------------|-------------------|--------------------------------------|-----------------|---------------|
| | | | Times in Status Quo in Past 2 Years | Current Member Count ** | YTD Members Added | YTD Members Dropped | YTD Net Growth% *** | Member Count 1 Year Ago | Dropped Members Avg.Length of Service | Months Since Membership Update | Current Officers Reported **** | Current President Repeated Term | VP Reported ***** | Last Date Reported Service (mm/yyyy) | Account Balance | YTD Donations |
| 7378 | WAYCROSS OKEFENOKEE | 07/06/1959 | Active | 16 | 0 | 1 | -5.88% | 15 | 41 | 3 | N | None | N | 07/2024 | | |
| 7354 | WAYNE COUNTY | 09/22/1955 | Active | 14 | 1 | 0 | 7.69% | 13 | | 0 | Y | 5 | R | 10/2025 | | \$250.00 |
| 7379 | WOODBINE | 03/09/1953 | Active(1) | 27 | 0 | 0 | 0.00% | 27 | | 1 | Y | | N | 06/2025 | | |
| Exc Award (06/30/2018) | | | | | | | | | | | | | | | | |

Clubs Cancelled Previous Fiscal Year – Clubs Cancelled within last 12 months may be reinstated

| Club Number | Club Name | Charter Date | Current Status* | Cancellation Date |
|-------------|----------------|--------------|-----------------|-------------------|
| 7542 | DUBLIN | 09/25/1923 | Cancelled(8*) | 12/30/2024 |
| 7366 | PORT WENTWORTH | 02/04/1959 | Cancelled(6*) | 03/29/2025 |
| 66398 | STATESBORO | 06/28/2002 | Cancelled(6*) | 12/30/2024 |

| Current Total Clubs Count | YTD New Clubs Count | YTD Cancelled Clubs Count | YTD Net Club Gain | Current Total Members Count | YTD Add | YTD Drop | YTD Net Growth | YTD Net Growth % | Member Count 12 Months Ago | Average Member Count Per Club | % of Clubs with less than 20 members | % No Officer Report in 12 Months | % of Clubs with balance 90+ days | Number of Clubs in Status Quo | % Status Quo Clubs in Financial Suspension | Number of Cancelled Clubs | Average Cancelled Club Age | Members Lost Due to Cancellation | % of Clubs Cancelled for Non-Financial Reasons |
|---------------------------|---------------------|---------------------------|-------------------|-----------------------------|---------|----------|----------------|------------------|----------------------------|-------------------------------|--------------------------------------|----------------------------------|----------------------------------|-------------------------------|--|---------------------------|----------------------------|----------------------------------|--|
| 46 | 0 | 0 | 0 | 1,019 | 36 | 33 | 3 | 0.30% | 1,032 | 22 | 63% | 0% | 13% | 2 | 100% | 0 | 0 | 0 | 0% |

* - P - Priority Club. Cancellation Reasons: 1-Objectives/conduct, 2-Non-active club, 5-Non-existing club, 6-Disbanding, 7-Merger, 8-Financial Suspension, 9-District/Multiple District Dues.

** Red denotes below 15 active members.

*** Red denotes 20% + loss.

**** Y - all 3 (President, Secretary, Treasurer) club officers reported, N - not all 3 reported.

***** Abbreviation: N-New, IP-Immediate Past, R-Repeat.



Club Health Assessment for District 30 M through November 2025

| | | | Status | Membership | | | | | | Reports | | | | Finance | LCIF | |
|-------------------------------|--|--------------|-------------------------------------|-------------------------|-------------------|---------------------|---------------------|-------------------------|---------------------------------------|--------------------------------|--------------------------------|---------------------------------|-------------------|--------------------------------------|-----------------|---------------|
| Club Number | Club Name | Charter Date | Times in Status Quo in Past 2 Years | Current Member Count ** | YTD Members Added | YTD Members Dropped | YTD Net Growth% *** | Member Count 1 Year Ago | Dropped Members Avg.Length of Service | Months Since Membership Update | Current Officers Reported **** | Current President Repeated Term | VP Reported ***** | Last Date Reported Service (mm/yyyy) | Account Balance | YTD Donations |
| Clubs more than two years old | | | | | | | | | | | | | | | | |
| 11098 | ABERDEEN | 02/12/1948 | Active | 16 | 2 | 1 | 6.67% | 15 | 3 | 0 | Y | | N | 01/2021 | | |
| | Exc Award (06/30/2016) | | | | | | | | | | | | | | | |
| 11188 | BATESVILLE | 04/23/1946 | Active | 31 | 0 | 3 | -8.82% | 34 | 11 | 0 | Y | 4 | N | 09/2025 | | \$1,500.00 |
| | Exc Award (06/30/2018, 06/30/2019, 06/30/2020) | | | | | | | | | | | | | | | |
| 11102 | BOONEVILLE | 04/12/1948 | Active | 37 | 0 | 5 | -11.90% | 42 | 2 | 2 | Y | | N | 07/2024 | | |
| | Exc Award (06/30/2018, 06/30/2020, 06/30/2022, 06/30/2024) | | | | | | | | | | | | | | | |
| 11103 | BRUCE | 06/13/1957 | Active | 4 | 0 | 0 | 0.00% | 4 | | 6 | Y | 22 | R | 12/2020 | | |
| 11104 | BYHALIA | 02/19/1946 | Active | 20 | 1 | 0 | 5.26% | 20 | | 2 | Y | 2 | N | 03/2024 | | |
| 11191 | CHARLESTON | 08/01/1952 | Status Quo(4) | 8 | 0 | 0 | 0.00% | 8 | | 24 | N | None | | 12/2020 | 90+ Days | |
| | Exc Award (06/30/2016) | | | | | | | | | | | | | | | |
| 11192 | CLARKSDALE | 01/18/1938 | Active | 15 | 6 | 0 | 66.67% | 11 | | 4 | Y | 2 | R | 01/2021 | | |
| | Exc Award (06/30/2016, 06/30/2018) | | | | | | | | | | | | | | | |
| 54611 | CLARKSDALE SUNSET | 06/18/1993 | Cancelled(7*) | 0 | 0 | 5 | -100.00% | 6 | 20 | 5 | N | None | | 01/2021 | | |
| | Exc Award (06/30/2016) | | | | | | | | | | | | | | | |
| 11195 | CLEVELAND EVENING | 01/30/1973 | Status Quo(2) | 6 | 0 | 0 | 0.00% | 6 | | 5 | N | None | | 03/2022 | 90+ Days | |
| 11194 | CLEVELAND NOON | 06/16/1949 | Active | 27 | 0 | 0 | 0.00% | 32 | | 5 | Y | 3 | | 05/2021 | | |
| | Exc Award (06/30/2016, 06/30/2017) | | | | | | | | | | | | | | | |
| 11277 | COLUMBUS EAST COLUMBUS | 03/23/1959 | Active | 26 | 2 | 2 | 0.00% | 27 | 20 | 3 | Y | | N | 08/2025 | 90+ Days | \$570.00 |
| | Exc Award (06/30/2023) | | | | | | | | | | | | | | | |
| 52419 | COLUMBUS GREATER COLUMBUS | 01/21/1992 | Active | 10 | 0 | 0 | 0.00% | 10 | | 5 | Y | | R | 09/2025 | | \$150.00 |
| 11106 | CORINTH | 03/24/1939 | Active | 12 | 1 | 1 | 0.00% | 12 | 3 | 4 | Y | 3 | N | 10/2023 | 90+ Days | |
| | Exc Award (06/30/2018) | | | | | | | | | | | | | | | |
| 37571 | DORSEY | 10/22/1979 | Active | 8 | 0 | 0 | 0.00% | 10 | | 0 | Y | | N | 11/2025 | | |
| | Exc Award (06/30/2020) | | | | | | | | | | | | | | | |
| 156455 | Eudora | 11/28/2023 | Active | 19 | 1 | 1 | 0.00% | 19 | 2 | 2 | Y | 2 | R | 10/2025 | | \$50.00 |
| 11283 | EUPORA | 06/21/1966 | Active | 8 | 2 | 2 | 0.00% | 8 | 4 | 4 | Y | 7 | R | 06/2023 | 90+ Days | |
| 11111 | FULTON | 02/13/1939 | Active(2) | 9 | 0 | 1 | -10.00% | 11 | 33 | 0 | Y | 2 | N | 08/2020 | | |
| | Exc Award (06/30/2018) | | | | | | | | | | | | | | | |



Club Health Assessment for District 30 M through November 2025

| | | | Status | Membership | | | | | | Reports | | | | Finance | LCIF | |
|-------------|--|--------------|-------------------------------------|-------------------------|-------------------|---------------------|---------------------|-------------------------|---------------------------------------|--------------------------------|--------------------------------|---------------------------------|-------------------|--------------------------------------|-----------------|---------------|
| Club Number | Club Name | Charter Date | Times in Status Quo in Past 2 Years | Current Member Count ** | YTD Members Added | YTD Members Dropped | YTD Net Growth% *** | Member Count 1 Year Ago | Dropped Members Avg.Length of Service | Months Since Membership Update | Current Officers Reported **** | Current President Repeated Term | VP Reported ***** | Last Date Reported Service (mm/yyyy) | Account Balance | YTD Donations |
| 11204 | GREENWOOD | 05/06/1940 | Active | 46 | 0 | 0 | 0.00% | 47 | | 2 | Y | | N | 11/2020 | | \$300.00 |
| | Exc Award (06/30/2018, 06/30/2019, 06/30/2020) | | | | | | | | | | | | | | | |
| 11285 | GRENADA | 06/10/1935 | Active | 26 | 0 | 3 | -10.34% | 30 | 4 | 2 | Y | | N | 11/2025 | | |
| | Exc Award (06/30/2017, 06/30/2019, 06/30/2022, 06/30/2023) | | | | | | | | | | | | | | | |
| 11115 | HERNANDO | 05/30/1957 | Status Quo(2) | 12 | 0 | 0 | 0.00% | 12 | | 2 | N | None | | 12/2020 | 90+ Days | |
| 140796 | Horn Lake | 02/03/2020 | Active | 27 | 5 | 1 | 17.39% | 18 | 8 | 1 | Y | 3 | R | 11/2025 | | \$50.00 |
| | Exc Award (06/30/2023, 06/30/2024, 06/30/2025) | | | | | | | | | | | | | | | |
| 11207 | INDIANOLA | 07/16/1945 | Active | 21 | 1 | 2 | -4.55% | 22 | 13 | 3 | Y | | N | 10/2022 | 90+ Days | |
| | Exc Award (06/30/2016, 06/30/2019) | | | | | | | | | | | | | | | |
| 11208 | INVERNESS | 06/13/1947 | Active | 11 | 1 | 0 | 10.00% | 10 | | 3 | Y | | | 09/2025 | 90+ Days | |
| | Exc Award (06/30/2016) | | | | | | | | | | | | | | | |
| 11286 | KILMICHAEL | 02/05/1953 | Active | 14 | 0 | 1 | -6.67% | 15 | 16 | 3 | Y | 3 | | 01/2024 | | |
| | Exc Award (06/30/2016, 06/30/2017) | | | | | | | | | | | | | | | |
| 11287 | KOSCIUSKO | 04/18/1940 | Active | 43 | 2 | 0 | 4.88% | 41 | | 0 | Y | | N | 04/2025 | | |
| | Exc Award (06/30/2016, 06/30/2017, 06/30/2020) | | | | | | | | | | | | | | | |
| 11213 | LELAND | 02/17/1938 | Active | 28 | 5 | 1 | 16.67% | 24 | 22 | 2 | Y | | N | 12/2020 | | \$2,000.00 |
| | Exc Award (06/30/2016, 06/30/2017) | | | | | | | | | | | | | | | |
| 11289 | LOUISVILLE | 05/05/1950 | Active | 22 | 0 | 0 | 0.00% | 23 | | 5 | Y | 2 | N | 03/2024 | | |
| | Exc Award (06/30/2016, 07/01/2017) | | | | | | | | | | | | | | | |
| 11290 | MABEN | 08/10/1949 | Active | 12 | 0 | 1 | -7.69% | 13 | 20 | 3 | Y | 5 | | 06/2020 | | |
| | Exc Award (06/30/2018, 06/30/2019) | | | | | | | | | | | | | | | |
| 11291 | MACON | 01/04/1962 | Active | 13 | 0 | 0 | 0.00% | 10 | | 2 | Y | | N | 11/2025 | | |
| | Exc Award (06/30/2024, 06/30/2025) | | | | | | | | | | | | | | | |
| 11123 | MANTACHIE | 01/11/1956 | Active | 16 | 0 | 0 | 0.00% | 15 | | 3 | Y | | | 04/2021 | | |
| 11121 | MARIETTA | 03/21/1961 | Active | 20 | 0 | 0 | 0.00% | 21 | | 11 | Y | 5 | | 10/2023 | | |
| | Exc Award (06/30/2017) | | | | | | | | | | | | | | | |
| 105607 | NEW ALBANY | 06/02/2009 | Active | 10 | 1 | 2 | -9.09% | 11 | 9 | 4 | Y | | N | 12/2020 | 90+ Days | |
| | Exc Award (06/30/2016, 06/30/2017) | | | | | | | | | | | | | | | |
| 11128 | OLIVE BRANCH | 10/30/1951 | Active | 20 | 0 | 0 | 0.00% | 20 | | 8 | Y | | N | 12/2020 | | |
| 11129 | OXFORD | 08/09/1940 | Active | 20 | 1 | 0 | 5.26% | 21 | | 1 | Y | 2 | N | 04/2025 | | \$180.00 |



Club Health Assessment for District 30 M through November 2025

| | | | Status | Membership | | | | | | Reports | | | | Finance | LCIF | | | | | | | | | |
|--|--------------------------|--------------|-------------------------------------|-------------------------|-------------------|---------------------|---------------------|-------------------------|---------------------------------------|--------------------------------|--------------------------------|---------------------------------|-------------------|--------------------------------------|-----------------|---------------|--|---------|--|------------|--|--|--|--|
| Club Number | Club Name | Charter Date | Times in Status Quo in Past 2 Years | Current Member Count ** | YTD Members Added | YTD Members Dropped | YTD Net Growth% *** | Member Count 1 Year Ago | Dropped Members Avg.Length of Service | Months Since Membership Update | Current Officers Reported **** | Current President Repeated Term | VP Reported ***** | Last Date Reported Service (mm/yyyy) | Account Balance | YTD Donations | | | | | | | | |
| Exc Award (06/30/2023, 06/30/2024) | | | Active | 24 | 1 | 2 | -4.00% | 27 | 2 | 0 | N | 6 | R | 08/2022 | 90+ Days | | | | | | | | | |
| 11133 | RIPLEY | 07/31/1946 | | | | | | | | | | | | | | | | | | | | | | |
| Exc Award (06/30/2016, 06/30/2018) | | | Active | 15 | 0 | 0 | 0.00% | 16 | 4 | Y | 3 | | 01/2020 | | | | | | | | | | | |
| 11219 | SARDIS | 05/25/1948 | | | | | | | | | | | | | | | | | | | | | | |
| Exc Award (06/30/2016, 06/30/2019, 06/30/2020) | | | Active | 13 | 3 | 2 | 8.33% | 12 | 11 | 4 | Y | N | 05/2025 | | | | | | | | | | | |
| 11220 | SENATOBIA | 05/18/1948 | | | | | | | | | | | | | | | | | | | | | | |
| Exc Award (06/30/2017, 06/30/2018) | | | Active | 12 | 2 | 1 | 9.09% | 11 | 20 | 2 | Y | | 09/2025 | | | | | | | | | | | |
| 11221 | SHAW | 02/20/1950 | | | | | | | | | | | | | | | | | | | | | | |
| Exc Award (06/30/2017, 06/30/2018) | | | Active | 4 | 0 | 0 | 0.00% | 6 | 5 | N | 10 | | 01/2020 | | | | | | | | | | | |
| 11302 | STARKVILLE | 03/08/1948 | | | | | | | | | | | | | | | | | | | | | | |
| Exc Award (06/30/2017, 06/30/2018) | | | Active | 8 | 0 | 0 | 0.00% | 9 | 21 | Y | 2 | R | 04/2025 | | | \$40.00 | | | | | | | | |
| 101538 | STARKVILLE MULTI CULTURE | 03/11/2008 | | | | | | | | | | | | | | | | | | | | | | |
| Exc Award (06/30/2016) | | | Active | 14 | 0 | 0 | 0.00% | 14 | 22 | Y | | N | 05/2024 | | | | | | | | | | | |
| 11138 | TREMONT | 09/23/1957 | | | | | | | | | | | | | | | | | | | | | | |
| Exc Award (06/30/2016) | | | Active | 27 | 4 | 1 | 12.50% | 27 | 1 | 2 | Y | 2 | R | | | | | 09/2024 | | | | | | |
| 11139 | TUPELO | 11/07/1932 | | | | | | | | | | | | | | | | | | | | | | |
| Exc Award (06/30/2016, 06/30/2017, 06/30/2018, 06/30/2019, 06/30/2020) | | | Active | 45 | 3 | 0 | 7.14% | 45 | 2 | Y | | N | 10/2025 | | | | | | | \$1,420.00 | | | | |
| 38291 | WATER VALLEY | 04/21/1980 | | | | | | | | | | | | | | | | | | | | | | |

Clubs Cancelled Previous Fiscal Year – Clubs Cancelled within last 12 months may be reinstated

| Club Number | Club Name | Charter Date | Current Status* | Cancellation Date |
|-------------|-----------|--------------|-----------------|-------------------|
| 64368 | HOLCOMB | 06/11/2001 | Cancelled(8*) | 06/29/2025 |

| Current Total Clubs Count | YTD New Clubs Count | YTD Cancelled Clubs Count | YTD Net Club Gain | Current Total Members Count | YTD Total Add | YTD Total Drop | YTD Net Growth | YTD Net Growth % | Member Count 12 Months Ago | Average Member Count Per Club | % of Clubs with less than 20 members | % No Officer Report in 12 Months | % of Clubs with balance 90+ days | Number of Clubs in Status Quo | % Status Quo Clubs in Financial Suspension | Number of Cancelled Clubs | Average Cancelled Club Age | Members Lost Due to Cancellation | % of Clubs Cancelled for Non-Financial Reasons |
|---------------------------|---------------------|---------------------------|-------------------|-----------------------------|---------------|----------------|----------------|------------------|----------------------------|-------------------------------|--------------------------------------|----------------------------------|----------------------------------|-------------------------------|--|---------------------------|----------------------------|----------------------------------|--|
| 42 | 0 | 1 | -1 | 779 | 44 | 38 | 6 | 0.78% | 795 | 19 | 57% | 7% | 24% | 3 | 100% | 1 | 56 | 5 | 0% |

* - P - Priority Club. Cancellation Reasons: 1-Objectives/conduct, 2-Non-active club, 5-Non-existing club, 6-Disbanding, 7-Merger, 8-Financial Suspension, 9-District/Multiple District Dues.

** Red denotes below 15 active members.

*** Red denotes 20% + loss.

**** Y - all 3 (President, Secretary, Treasurer) club officers reported, N - not all 3 reported.

***** Abbreviation: N-New, IP-Immediate Past, R-Repeat.



Club Health Assessment for District 30 S through November 2025

| | | | Status | Membership | | | | | | Reports | | | | Finance | LCIF | |
|-------------------------------|---------------------------|--------------|-------------------------------------|-------------------------|-------------------|---------------------|---------------------|-------------------------|---------------------------------------|--------------------------------|--------------------------------|---------------------------------|-------------------|--------------------------------------|-----------------|---------------|
| Club Number | Club Name | Charter Date | Times in Status Quo in Past 2 Years | Current Member Count ** | YTD Members Added | YTD Members Dropped | YTD Net Growth% *** | Member Count 1 Year Ago | Dropped Members Avg.Length of Service | Months Since Membership Update | Current Officers Reported **** | Current President Repeated Term | VP Reported ***** | Last Date Reported Service (mm/yyyy) | Account Balance | YTD Donations |
| Clubs more than two years old | | | | | | | | | | | | | | | | |
| 11230 | BILOXI | 02/18/1924 | Active | 55 | 2 | 1 | 1.85% | 56 | 59 | 1 | Y | | N | 09/2025 | | \$375.00 |
| Exc Award (06/30/2023) | | | | | | | | | | | | | | | | |
| 11148 | BROOKHAVEN | 03/17/1936 | Active | 26 | 1 | 1 | 0.00% | 24 | 20 | 0 | Y | | | 12/2024 | | |
| 11151 | CANTON | 12/27/1939 | Active(1) | 14 | 0 | 3 | -17.65% | 21 | 3 | 2 | Y | | N | 01/2024 | | |
| 11274 | CARTHAGE | 06/20/1940 | Active | 4 | 0 | 0 | 0.00% | 4 | | 27 | Y | 4 | | 10/2011 | | |
| 11275 | COLLINSVILLE | 02/02/1971 | Active | 3 | 0 | 0 | 0.00% | 3 | | 0 | N | None | | 05/2018 | | |
| 11232 | COLUMBIA | 12/21/1942 | Active(1) | 28 | 0 | 0 | 0.00% | 28 | | 6 | Y | | N | 11/2025 | | \$3,896.00 |
| 11153 | CRYSTAL SPRINGS | 02/27/1936 | Active | 16 | 1 | 0 | 6.67% | 16 | | 0 | Y | 2 | | 09/2025 | | |
| 11279 | DE KALB | 10/06/1938 | Active | 7 | 0 | 0 | 0.00% | 7 | | 4 | Y | | | | | |
| 54226 | DIAMONDHEAD | 03/15/1993 | Active | 17 | 0 | 6 | -26.09% | 23 | 3 | 2 | Y | 2 | R | 11/2019 | 90+ Days | |
| Exc Award (06/30/2018) | | | | | | | | | | | | | | | | |
| 11234 | ELLISVILLE | 07/07/1948 | Active | 11 | 0 | 0 | 0.00% | 16 | | 5 | Y | | | | | |
| 11156 | FLORENCE | 03/11/1949 | Active | 9 | 0 | 1 | -10.00% | 10 | 23 | 1 | Y | 3 | | | | \$600.00 |
| 11284 | FOREST | 11/11/1946 | Active | 19 | 4 | 0 | 26.67% | 19 | | 4 | Y | | N | | 90+ Days | \$500.00 |
| 53672 | HARRISVILLE | 09/14/1992 | Active | 9 | 0 | 0 | 0.00% | 9 | | 20 | N | None | | | | |
| 11239 | HATTIESBURG | 01/30/1928 | Active(1) | 10 | 2 | 0 | 25.00% | 8 | | 0 | Y | 10 | | 07/2022 | 90+ Days | \$50.00 |
| 11158 | HAZLEHURST | 07/10/1942 | Active(1) | 11 | 11 | 0 | 100.00% | 13 | | 0 | Y | 9 | | 03/2017 | | |
| 11240 | LAUREL | 03/27/1940 | Active | 16 | 0 | 0 | 0.00% | 15 | | 5 | Y | | N | 02/2019 | | |
| 11292 | MADDEN | 03/16/1970 | Active | 13 | 0 | 0 | 0.00% | 13 | | 19 | Y | | | 01/2015 | | |
| 52747 | MADISON | 03/23/1992 | Active | 69 | 10 | 0 | 16.95% | 66 | | 0 | Y | | N | 11/2025 | | |
| Exc Award (06/30/2022) | | | | | | | | | | | | | | | | |
| 11166 | MAGEE | 02/14/1936 | Active | 59 | 3 | 4 | -1.67% | 60 | 11 | 0 | Y | | N | 11/2018 | 90+ Days | |
| Exc Award (06/30/2023) | | | | | | | | | | | | | | | | |
| 11168 | MC COMB | 05/03/1938 | Active(1) | 47 | 4 | 6 | -4.08% | 46 | 2 | 0 | Y | 2 | N | 09/2025 | | |
| 56162 | MEADVILLE FRANKLIN COUNTY | 10/20/1994 | Active | 15 | 2 | 1 | 7.14% | 13 | 9 | 0 | Y | | N | 10/2025 | | |
| 11159 | METRO JACKSON | 10/04/1921 | Active | 8 | 1 | 3 | -20.00% | 10 | 3 | 1 | N | 2 | N | 05/2017 | | |
| 11296 | MORTON | 01/29/1929 | Active | 22 | 2 | 2 | 0.00% | 22 | 8 | 1 | N | | N | 05/2017 | 90+ Days | |



Club Health Assessment for District 30 S through November 2025

| | | | Status | Membership | | | | | Reports | | | | Finance | | LCIF | |
|------------------------|---------------|--------------|-------------------------------------|-------------------------|-------------------|---------------------|-------------------|-------------------------|---------------------------------------|--------------------------------|--------------------------------|---------------------------------|-------------------|--------------------------------------|-----------------|---------------|
| Club Number | Club Name | Charter Date | Times in Status Quo in Past 2 Years | Current Member Count ** | YTD Members Added | YTD Members Dropped | YTD Net Growth*** | Member Count 1 Year Ago | Dropped Members Avg.Length of Service | Months Since Membership Update | Current Officers Reported **** | Current President Repeated Term | VP Reported ***** | Last Date Reported Service (mm/yyyy) | Account Balance | YTD Donations |
| 11297 | NEWTON | 08/08/1938 | Active | 9 | 1 | 0 | 12.50% | 8 | | 3 | Y | | N | 10/2017 | 90+ Days | \$300.00 |
| 119713 | Ocean Springs | 06/19/2013 | Active | 12 | 0 | 0 | 0.00% | 12 | | 3 | Y | 3 | N | 05/2025 | | |
| 96698 | PINE BELT | 03/22/2006 | Active | 8 | 0 | 3 | -27.27% | 12 | 11 | 4 | Y | 2 | | 09/2023 | | |
| 11177 | PORT GIBSON | 09/07/1928 | Active | 21 | 0 | 0 | 0.00% | 20 | | 5 | Y | | N | 03/2022 | | |
| 11179 | RESERVOIR L C | 02/12/1973 | Active | 13 | 2 | 0 | 18.18% | 10 | | 2 | Y | | N | 09/2023 | | |
| 11264 | ST MARTIN | 11/02/1960 | Active | 13 | 0 | 0 | 0.00% | 13 | | 13 | Y | 3 | | 06/2025 | | |
| 11268 | SUMRALL | 02/26/1940 | Active | 37 | 5 | 1 | 12.12% | 41 | 30 | 0 | Y | | N | 01/2015 | | |
| 11182 | TERRY | 06/23/1949 | Active | 8 | 1 | 0 | 14.29% | 10 | | 1 | Y | 8 | N | 03/2025 | | |
| Exc Award (06/30/2018) | | | | | | | | | | | | | | | | |
| 11185 | VICKSBURG | 01/11/1944 | Active | 23 | 1 | 1 | 0.00% | 25 | 33 | 1 | Y | | N | 12/2024 | 90+ Days | \$500.00 |
| 11270 | WAYNESBORO | 07/15/1948 | Active | 15 | 0 | 0 | 0.00% | 15 | | 15 | Y | | | 09/2018 | | |
| 11186 | WESSON | 04/30/1940 | Active | 17 | 0 | 0 | 0.00% | 17 | | 17 | Y | | | 09/2017 | | |
| 11271 | WOOLMARKET | 01/30/1961 | Active(1) | 17 | 4 | 0 | 30.77% | 13 | | 2 | Y | 2 | N | 11/2022 | | |
| 11187 | YAZOO CITY | 01/10/1940 | Active | 17 | 0 | 0 | 0.00% | 17 | | 4 | Y | | | 03/2024 | | |
| Exc Award (06/30/2023) | | | | | | | | | | | | | | | | |

Clubs Cancelled Previous Fiscal Year – Clubs Cancelled within last 12 months may be reinstated

| Club Number | | Club Name | | Charter Date | | Current Status* | | Cancellation Date | |
|-------------|--|-----------|--|--------------|--|-----------------|--|-------------------|--|
| 11152 | | CLINTON | | 08/09/1949 | | Cancelled(6*) | | 06/29/2025 | |

| Current Total Clubs Count | YTD New Clubs Count | YTD Cancelled Clubs Count | YTD Net Club Gain | Current Total Members Count | YTD Add | YTD Drop | YTD Net Growth | YTD Net Growth % | Member Count 12 Months Ago | Average Member Count Per Club | % of Clubs with less than 20 members | % No Officer Report in 12 Months | % of Clubs with balance 90+ days | Number of Clubs in Status Quo | % Status Quo Clubs in Financial Suspension | Number of Cancelled Clubs | Average Cancelled Club Age | Members Lost Due to Cancellation | % of Clubs Cancelled for Non-Financial Reasons |
|---------------------------|---------------------|---------------------------|-------------------|-----------------------------|---------|----------|----------------|------------------|----------------------------|-------------------------------|--------------------------------------|----------------------------------|----------------------------------|-------------------------------|--|---------------------------|----------------------------|----------------------------------|--|
| 36 | 0 | 0 | 0 | 698 | 57 | 33 | 24 | 3.56% | 715 | 19 | 72% | 6% | 25% | 0 | 0% | 0 | 0 | 0 | 0% |

* - P - Priority Club. Cancellation Reasons: 1-Objectives/conduct, 2-Non-active club, 5-Non-existing club, 6-Disbanding, 7-Merger, 8-Financial Suspension, 9-District/Multiple District Dues.

** Red denotes below 15 active members.

*** Red denotes 20% + loss.

**** Y - all 3 (President, Secretary, Treasurer) club officers reported, N - not all 3 reported.

***** Abbreviation: N-New, IP-Immediate Past, R-Repeat.



Club Health Assessment for District 31 L through November 2025

| | | | Status | Membership | | | | | | Reports | | | | Finance | LCIF | |
|------------------------------------|------------------------|--------------|-------------------------------------|-------------------------|-------------------|---------------------|-------------------|-------------------------|---------------------------------------|--------------------------------|--------------------------------|---------------------------------|-------------------|--------------------------------------|-----------------|---------------|
| Club Number | Club Name | Charter Date | Times in Status Quo in Past 2 Years | Current Member Count ** | YTD Members Added | YTD Members Dropped | YTD Net Growth*** | Member Count 1 Year Ago | Dropped Members Avg.Length of Service | Months Since Membership Update | Current Officers Reported **** | Current President Repeated Term | VP Reported ***** | Last Date Reported Service (mm/yyyy) | Account Balance | YTD Donations |
| Clubs more than two years old | | | | | | | | | | | | | | | | |
| 11309 | ANDREWS | 09/13/1951 | Active | 26 | 2 | 4 | -7.14% | 30 | 21 | 0 | Y | | N | 06/2025 | | |
| 47410 | ASHEVILLE GREATER | 06/16/1987 | Active | 20 | 3 | 0 | 17.65% | 15 | | 0 | Y | 9 | N | 05/2021 | | |
| 11355 | BALLS CREEK | 12/14/1956 | Active(1) | 10 | 0 | 0 | 0.00% | 10 | | 22 | N | None | | | | |
| 11314 | BLACK MOUNTAIN | 12/17/1935 | Active | 13 | 0 | 1 | -7.14% | 15 | 3 | 4 | Y | | N | 05/2019 | | |
| Exc Award (06/30/2017) | | | | | | | | | | | | | | | | |
| 88381 | BLACK MOUNTAIN MCCUNE | 05/23/2005 | Active | 42 | 3 | 2 | 2.44% | 43 | 1 | 1 | Y | 4 | R | 07/2025 | | |
| 11315 | BREVARD | 09/15/1938 | Active | 15 | 0 | 0 | 0.00% | 15 | | 18 | Y | | R | 06/2025 | | |
| 50447 | BREVARD DAVIDSON RIVER | 04/19/1990 | Active | 7 | 0 | 0 | 0.00% | 7 | | 7 | Y | 5 | R | 04/2019 | | |
| 11317 | CANDLER | 10/28/1946 | Active | 26 | 0 | 0 | 0.00% | 26 | | 2 | N | None | | | | |
| 11318 | CANTON | 08/24/1938 | Active | 28 | 1 | 0 | 3.70% | 31 | | 4 | N | None | | 12/2023 | 90+ Days | |
| Exc Award (06/30/2017) | | | | | | | | | | | | | | | | |
| 11415 | CHASE | 03/22/1971 | Active | 10 | 3 | 1 | 25.00% | 8 | 8 | 2 | Y | 3 | R | 04/2022 | | |
| 11361 | CLAREMONT | 05/11/1949 | Active | 16 | 1 | 0 | 6.67% | 15 | | 1 | Y | | N | 11/2025 | | \$679.83 |
| 11321 | CLAY COUNTY | 05/10/1938 | Active | 6 | 0 | 0 | 0.00% | 6 | | 14 | Y | 3 | | 07/2023 | | |
| 11412 | EAST GASTONIA | 04/12/1957 | Active | 7 | 0 | 0 | 0.00% | 7 | | 3 | N | None | | 03/2015 | | |
| 117191 | EDNEYVILLE COMMUNITY | 06/18/2012 | Status Quo(2) | 4 | 0 | 0 | 0.00% | 8 | | 11 | N | None | | 01/2020 | 90+ Days | |
| 11325 | ERWIN DISTRICT | 03/17/1956 | Active | 34 | 2 | 3 | -2.86% | 33 | 5 | 2 | Y | | N | 10/2025 | | |
| 11326 | ETOWAH | 01/20/1954 | Active | 18 | 0 | 1 | -5.26% | 24 | 12 | 4 | Y | 2 | R | 10/2025 | | |
| Exc Award (06/30/2023, 06/30/2024) | | | | | | | | | | | | | | | | |
| 11330 | FRANKLIN | 06/23/1939 | Active | 24 | 0 | 0 | 0.00% | 24 | | 4 | Y | | R | 10/2025 | | |
| 11416 | Gastonia | 02/14/1923 | Active | 7 | 0 | 0 | 0.00% | 7 | | 6 | Y | | R | 11/2025 | | \$250.00 |
| 11365 | GRANITE FALLS | 08/23/1937 | Active | 10 | 0 | 0 | 0.00% | 12 | | 7 | Y | 13 | R | 11/2023 | | |
| 11333 | HENDERSONVILLE | 12/22/1938 | Active | 34 | 0 | 1 | -2.86% | 38 | 49 | 3 | Y | | R | 11/2025 | | |
| 11335 | HOT SPRINGS | 03/19/1957 | Active | 18 | 0 | 4 | -18.18% | 22 | 10 | 1 | Y | | | 10/2023 | | |
| 11369 | HUDSON | 06/24/1949 | Status Quo(1) | 10 | 0 | 0 | 0.00% | 14 | | 8 | N | None | | 08/2015 | 90+ Days | |
| 36704 | LAKE LURE | 03/26/1979 | Active | 34 | 12 | 2 | 41.67% | 24 | 2 | 0 | Y | | N | 11/2025 | | |
| 11424 | LINCOLNTON | 12/14/1950 | Active(1) | 12 | 1 | 1 | 0.00% | 13 | 0 | 1 | Y | 3 | R | 09/2025 | | |



Club Health Assessment for District 31 L through November 2025


| | | | Status | Membership | | | | | | Reports | | | | Finance | | LCIF |
|------------------------------------|-----------------------|--------------|-------------------------------------|-------------------------|-------------------|---------------------|---------------------|-------------------------|---------------------------------------|--------------------------------|--------------------------------|---------------------------------|-------------------|--------------------------------------|-----------------|---------------|
| Club Number | Club Name | Charter Date | Times in Status Quo in Past 2 Years | Current Member Count ** | YTD Members Added | YTD Members Dropped | YTD Net Growth% *** | Member Count 1 Year Ago | Dropped Members Avg.Length of Service | Months Since Membership Update | Current Officers Reported **** | Current President Repeated Term | VP Reported ***** | Last Date Reported Service (mm/yyyy) | Account Balance | YTD Donations |
| 11371 | LONG VIEW | 05/09/1950 | Active | 19 | 1 | 0 | 5.56% | 17 | | 4 | Y | 2 | R | 11/2025 | | |
| Exc Award (06/30/2023, 06/30/2025) | | | | | | | | | | | | | | | | |
| 11374 | MARION | 11/19/1953 | Active | 13 | 0 | 0 | 0.00% | 13 | | 19 | N | None | | 04/2019 | | |
| 110774 | MILLS RIVER | 04/19/2011 | Active | 10 | 0 | 0 | 0.00% | 10 | | 3 | Y | 4 | R | 04/2024 | | |
| 11427 | MOUNT HOLLY | 06/04/1935 | Active | 3 | 0 | 0 | 0.00% | 3 | | 14 | N | None | | 03/2023 | | |
| 11378 | NEWTON | 09/25/1944 | Active | 7 | 0 | 0 | 0.00% | 7 | | 26 | Y | 7 | R | 10/2011 | | |
| 11342 | PISGAH FOREST | 11/07/1968 | Active | 9 | 0 | 0 | 0.00% | 11 | | 5 | Y | 6 | R | 10/2025 | | |
| 11380 | RUTHERFORD COLLEGE | 03/14/1955 | Active | 23 | 1 | 0 | 4.55% | 17 | | 2 | Y | 3 | N | 11/2025 | | |
| 11432 | RUTHERFORDTON | 10/11/1954 | Active | 9 | 1 | 8 | -43.75% | 14 | 4 | 1 | Y | | | 08/2025 | | |
| 11381 | SAINT STEPHENS | 04/26/1951 | Active | 14 | 0 | 1 | -6.67% | 14 | 1 | 2 | Y | 4 | | 10/2023 | | |
| 62795 | SAND HILL | 02/17/2000 | Active | 9 | 0 | 0 | 0.00% | 6 | | 6 | Y | | N | 11/2023 | | |
| Exc Award (06/30/2017) | | | | | | | | | | | | | | | | |
| 11433 | SHELBY | 08/28/1929 | Active | 11 | 0 | 0 | 0.00% | 13 | | 8 | N | None | | 06/2015 | | |
| 11383 | SHERRILLS FORD | 09/03/1957 | Active | 7 | 0 | 5 | -41.67% | 16 | 3 | 0 | Y | | | 11/2025 | | |
| Exc Award (06/30/2023, 06/30/2024) | | | | | | | | | | | | | | | | |
| 11386 | SPRUCE PINE | 11/29/1950 | Active | 14 | 0 | 0 | 0.00% | 16 | | 6 | N | None | | 06/2024 | | |
| 11345 | SWANNANOVA VALLEY L C | 03/24/1970 | Active | 9 | 5 | 0 | 125.00% | 4 | | 1 | Y | 7 | | 09/2025 | | |
| 11391 | VALDESE | 11/09/1936 | Active | 8 | 0 | 1 | -11.11% | 9 | 3 | 4 | Y | | | 11/2025 | | |
| 11348 | VALLEY SPRINGS | 10/18/1954 | Active | 1 | 0 | 1 | -50.00% | 2 | 2 | 2 | N | 6 | | 05/2018 | | |
| 11351 | WEAVERVILLE | 03/25/1949 | Active | 21 | 0 | 0 | 0.00% | 21 | | 14 | N | None | | 10/2023 | | |
| 82296 | WEST HICKORY VIP | 05/12/2004 | Active | 18 | 1 | 0 | 5.88% | 22 | | 0 | Y | | IP | 10/2023 | | |

Clubs Cancelled Previous Fiscal Year – Clubs Cancelled within last 12 months may be reinstated

| Club Number | Club Name | Charter Date | Current Status* | Cancellation Date |
|-------------|-------------|--------------|-----------------|-------------------|
| 11322 | CLYDE | 04/20/1949 | Cancelled(6*) | 03/29/2025 |
| 11362 | CONOVER | 08/10/1938 | Cancelled(8*) | 04/29/2025 |
| 11337 | MARS HILL | 12/16/1968 | Cancelled(8*) | 06/29/2025 |
| 11350 | WAYNESVILLE | 09/06/1938 | Cancelled(8*) | 06/29/2025 |



Club Health Assessment for District 31 L through November 2025

| <div>International Club of Presidents</div> | | | | | | Status | | Membership | | | | | Reports | | | | Finance | | LCIF |
|---|---------------------|---------------------------|-------------------|-----------------------------|---------|-------------------------------------|-------------------------|----------------------------|-------------------------------|--------------------------------------|----------------------------------|---------------------------------------|--------------------------------|--|---------------------------------|----------------------------|--------------------------------------|--|---------------|
| | | | | | | Times in Status Quo in Past 2 Years | Current Member Count ** | YTD Members Added | YTD Members Dropped | YTD Net Growth*** | Member Count 1 Year Ago | Dropped Members Avg.Length of Service | Months Since Membership Update | Current Officers Reported **** | Current President Repeated Term | VP Reported ***** | Last Date Reported Service (mm/yyyy) | Account Balance | YTD Donations |
| Club Number | Club Name | | Charter Date | | | | | | | | | | | | | | | | |
| Current Total Clubs Count | YTD New Clubs Count | YTD Cancelled Clubs Count | YTD Net Club Gain | Current Total Members Count | YTD Add | YTD Drop | YTD Net Growth | Member Count 12 Months Ago | Average Member Count Per Club | % of Clubs with less than 20 members | % No Officer Report in 12 Months | % of Clubs with balance 90+ days | Number of Clubs in Status Quo | % Status Quo Clubs in Financial Suspension | Number of Cancelled Clubs | Average Cancelled Club Age | Members Lost Due to Cancellation | % of Clubs Cancelled for Non-Financial Reasons | |
| 42 | 0 | 0 | 0 | 636 | 37 | 36 | 1 | 0.16% | 662 | 15 | 74% | 24% | 7% | 2 | 100% | 0 | 0 | 0 | 0% |

* - P - Priority Club. Cancellation Reasons: 1-Objectives/conduct, 2-Non-active club, 5-Non-existing club, 6-Disbanding, 7-Merger, 8-Financial Suspension, 9-District/Multiple District Dues.

** Red denotes below 15 active members.

*** Red denotes 20% + loss.

**** Y - all 3 (President, Secretary, Treasurer) club officers reported, N - not all 3 reported.

***** Abbreviation: N-New, IP-Immediate Past, R-Repeat.




Club Health Assessment for District 31 I through November 2025

| | | | Status | Membership | | | | | Reports | | | | | Finance | LCIF | |
|--|--------------------|--------------|-------------------------------------|-------------------------|-------------------|---------------------|---------------------|-------------------------|---------------------------------------|--------------------------------|--------------------------------|---------------------------------|-------------------|--------------------------------------|-----------------|---------------|
| Club Number | Club Name | Charter Date | Times in Status Quo in Past 2 Years | Current Member Count ** | YTD Members Added | YTD Members Dropped | YTD Net Growth% *** | Member Count 1 Year Ago | Dropped Members Avg.Length of Service | Months Since Membership Update | Current Officers Reported **** | Current President Repeated Term | VP Reported ***** | Last Date Reported Service (mm/yyyy) | Account Balance | YTD Donations |
| Clubs more than two years old | | | | | | | | | | | | | | | | |
| 11357 | BETHLEHEM | 12/10/1964 | Active | 41 | 1 | 0 | 2.50% | 44 | | 0 | Y | | N | 11/2025 | | |
| Exc Award (06/30/2018, 06/30/2022, 06/30/2024) | | | | | | | | | | | | | | | | |
| 11358 | BOONE | 11/20/1936 | Active | 17 | 0 | 0 | 0.00% | 18 | | 2 | Y | 2 | R | 10/2025 | | \$400.00 |
| 11399 | CHARLOTTE CENTRAL | 10/20/1922 | Active | 7 | 0 | 0 | 0.00% | 6 | | 6 | Y | 6 | | | | |
| 11403 | CHARLOTTE SOUTHERN | 03/22/1957 | Active | 15 | 1 | 2 | -6.25% | 15 | 23 | 1 | Y | | N | 09/2025 | | \$100.00 |
| 11501 | CLEVELAND | 06/02/1949 | Active | 25 | 1 | 0 | 4.17% | 24 | | 2 | Y | 2 | R | 08/2025 | | \$455.00 |
| Exc Award (06/30/2016, 06/30/2017, 06/30/2018) | | | | | | | | | | | | | | | | |
| 11502 | CONCORD | 05/19/1932 | Active | 28 | 1 | 0 | 3.70% | 26 | | 2 | Y | | N | 11/2025 | | |
| Exc Award (06/30/2022) | | | | | | | | | | | | | | | | |
| 61396 | CRESTON RIVERVIEW | 01/11/1999 | Active | 13 | 1 | 2 | -7.14% | 11 | 1 | 0 | Y | 7 | R | | | \$1,000.00 |
| 11410 | DAVIDSON | 06/29/1945 | Active | 21 | 0 | 0 | 0.00% | 21 | | 17 | N | None | | 01/2018 | | |
| 11504 | DAVIS TOWNSEND | 04/06/1951 | Active | 15 | 0 | 0 | 0.00% | 16 | | 6 | Y | | N | 05/2025 | | \$200.00 |
| 11505 | DENTON | 03/20/1944 | Active | 29 | 0 | 2 | -6.45% | 32 | 44 | 0 | Y | | | 08/2025 | | \$100.00 |
| Exc Award (06/30/2017, 06/30/2023) | | | | | | | | | | | | | | | | |
| 11411 | DERITA | 02/28/1957 | Cancelled(6*) | 0 | 0 | 11 | -100.00% | 11 | 16 | 2 | N | None | | 07/2017 | | |
| 11445 | DOBSON | 03/05/1946 | Active | 22 | 0 | 0 | 0.00% | 21 | | 0 | N | None | | 06/2019 | 90+ Days | |
| 11447 | ELKIN | 10/31/1944 | Active | 4 | 0 | 0 | 0.00% | 6 | | 7 | Y | 2 | N | 08/2020 | | |
| 11507 | FAIR GROVE | 12/07/1949 | Active | 16 | 0 | 0 | 0.00% | 15 | | 0 | Y | | R | 10/2025 | | |
| Exc Award (06/30/2024) | | | | | | | | | | | | | | | | |
| 11509 | HARRISBURG | 04/23/1964 | Active | 25 | 4 | 0 | 19.05% | 23 | | 2 | Y | 3 | | 04/2024 | | |
| 11510 | HASTY | 05/20/1952 | Active | 1 | 0 | 0 | 0.00% | 1 | | 18 | N | None | | 09/2019 | | |
| 11419 | HICKORY GROVE | 04/01/1958 | Active | 6 | 0 | 0 | 0.00% | 6 | | 13 | Y | 3 | | 06/2025 | | |
| 11463 | KERNERSVILLE | 09/22/1938 | Active | 41 | 1 | 0 | 2.50% | 42 | | 4 | Y | | N | 06/2025 | | |
| 11464 | KING | 06/15/1949 | Active | 13 | 1 | 0 | 8.33% | 14 | | 1 | N | 2 | | 04/2024 | | |
| 39145 | LAKE NORMAN L C | 12/08/1980 | Active | 18 | 0 | 0 | 0.00% | 20 | | 8 | Y | | | 08/2025 | | \$500.00 |
| 11517 | LEXINGTON DOWNTOWN | 01/31/1972 | Active | 20 | 0 | 1 | -4.76% | 22 | 3 | 1 | Y | | | 11/2025 | | |
| 11518 | LINWOOD | 03/14/1951 | Active | 13 | 0 | 0 | 0.00% | 12 | | 10 | Y | 5 | R | 05/2025 | | \$1,000.00 |



Club Health Assessment for District 31 I through November 2025

|  | | | Status | Membership | | | | | Reports | | | | | Finance | LCIF | |
|--|------------------|--------------|-------------------------------------|-------------------------|-------------------|---------------------|---------------------|-------------------------|---------------------------------------|--------------------------------|--------------------------------|---------------------------------|-------------------|--------------------------------------|-----------------|---------------|
| Club Number | Club Name | Charter Date | Times in Status Quo in Past 2 Years | Current Member Count ** | YTD Members Added | YTD Members Dropped | YTD Net Growth% *** | Member Count 1 Year Ago | Dropped Members Avg.Length of Service | Months Since Membership Update | Current Officers Reported **** | Current President Repeated Term | VP Reported ***** | Last Date Reported Service (mm/yyyy) | Account Balance | YTD Donations |
| Exc Award (06/30/2016, 06/30/2024) | | | | | | | | | | | | | | | | |
| 33316 | MINT HILL | 02/07/1977 | Active(1) | 16 | 0 | 0 | 0.00% | 25 | | 6 | Y | | | 03/2024 | | |
| 11470 | MOCKSVILLE | 10/22/1954 | Active | 18 | 0 | 0 | 0.00% | 18 | | 6 | Y | 2 | N | 11/2025 | | \$2,500.00 |
| 11376 | MOORESVILLE | 07/11/1939 | Active | 15 | 0 | 0 | 0.00% | 17 | | 5 | Y | | R | 05/2024 | | \$400.00 |
| 11471 | MOUNT AIRY | 06/07/1938 | Active | 10 | 0 | 0 | 0.00% | 12 | | 9 | Y | 10 | R | 01/2019 | | |
| 11528 | MT PLEASANT | 09/05/1944 | Active | 46 | 3 | 7 | -8.00% | 49 | 23 | 0 | Y | | N | 11/2025 | 90+ Days | |
| Exc Award (06/30/2023, 06/30/2024) | | | | | | | | | | | | | | | | |
| 78750 | NORTH CHARLOTTE | 04/09/2004 | Active | 15 | 3 | 2 | 7.14% | 14 | 7 | 2 | Y | 16 | R | 03/2024 | | |
| 11496 | NORTH DAVIDSON | 03/15/1962 | Active | 15 | 0 | 0 | 0.00% | 15 | | 12 | Y | | N | 10/2025 | 90+ Days | |
| Exc Award (06/30/2023) | | | | | | | | | | | | | | | | |
| 11379 | NORTH WILKESBORO | 04/05/1938 | Active | 26 | 3 | 0 | 13.04% | 29 | | 4 | Y | | N | 01/2023 | | |
| Exc Award (06/30/2016, 06/30/2018, 06/30/2019) | | | | | | | | | | | | | | | | |
| 11536 | ODELL | 01/09/1957 | Active | 10 | 0 | 0 | 0.00% | 10 | | 19 | Y | 6 | | 06/2018 | | |
| 11537 | PILOT | 11/06/1951 | Active | 25 | 0 | 1 | -3.85% | 27 | 22 | 4 | Y | | N | 09/2023 | | |
| 11475 | PINNACLE | 06/22/1971 | Active | 11 | 0 | 0 | 0.00% | 11 | | 6 | Y | 2 | | 12/2017 | | |
| 11540 | ROCKWELL | 09/20/1954 | Active | 21 | 2 | 0 | 10.53% | 18 | | 1 | Y | | N | 11/2025 | | |
| Exc Award (06/30/2024) | | | | | | | | | | | | | | | | |
| 11541 | SALISBURY | 09/11/1932 | Active | 33 | 1 | 0 | 3.13% | 35 | | 2 | Y | 2 | N | 10/2025 | | \$1,000.00 |
| 11384 | SOUTH IREDELL | 11/07/1960 | Active | 7 | 0 | 0 | 0.00% | 7 | | 7 | N | | N | 03/2024 | | |
| 11385 | SPARTA | 10/17/1944 | Active | 20 | 1 | 0 | 5.26% | 20 | | 2 | Y | | N | 01/2021 | | \$1,000.00 |
| Exc Award (06/30/2016) | | | | | | | | | | | | | | | | |
| 11389 | TAYLORSVILLE | 10/10/1944 | Active | 8 | 0 | 0 | 0.00% | 8 | | 1 | Y | 8 | R | 06/2025 | | |
| Exc Award (06/30/2018) | | | | | | | | | | | | | | | | |
| 11544 | THOMASVILLE | 10/03/1938 | Active | 64 | 1 | 0 | 1.59% | 57 | | 4 | Y | | N | 11/2025 | 90+ Days | \$70.00 |
| Exc Award (06/30/2023, 06/30/2024) | | | | | | | | | | | | | | | | |
| 11487 | WALNUT COVE | 10/15/1956 | Active | 16 | 0 | 0 | 0.00% | 15 | | 6 | Y | 4 | | 07/2025 | | |
| 11392 | WEST IREDELL | 04/02/1957 | Active | 13 | 8 | 0 | 160.00% | 5 | | 0 | Y | 3 | | 10/2025 | | |
| Exc Award (06/30/2018) | | | | | | | | | | | | | | | | |
| 11393 | WEST JEFFERSON | 07/12/1949 | Active | 12 | 0 | 1 | -7.69% | 15 | 7 | 0 | Y | 2 | | 11/2025 | | |
| 11550 | WEST LEXINGTON | 02/01/1960 | Active | 9 | 0 | 0 | 0.00% | 6 | | 0 | N | | IP | 02/2019 | | |



Club Health Assessment for District 31 I through November 2025

| | | | Status | | | | | Membership | | | | | Reports | | | | Finance | | LCIF |
|---------------------------|---|---------------------------|-------------------------------------|-----------------------------|-------------------------|-------------------|---------------------|-------------------|----------------------------|---------------------------------------|--------------------------------------|----------------------------------|----------------------------------|-------------------------------|--|---------------------------|----------------------------|----------------------------------|--|
| Club Number | Club Name | Charter Date | Times in Status Quo in Past 2 Years | | Current Member Count ** | YTD Members Added | YTD Members Dropped | YTD Net Growth*** | Member Count 1 Year Ago | Dropped Members Avg.Length of Service | Months Since Membership Update | Current Officers Reported **** | Current President Repeated Term | VP Reported ***** | Last Date Reported Service (mm/yyyy) | Account Balance | YTD Donations | | |
| 11489 | WINSTON SALEM KONNOAK HILLS Exc Award (06/30/2024) | 03/23/1964 | Active | | 20 | 0 | 0 | 0.00% | 20 | | 7 | Y | | N | 12/2024 | | | | |
| 11488 | WINSTON SALEM TWIN CITY HOST | 03/13/1922 | Active | | 25 | 1 | 0 | 4.17% | 27 | | 4 | Y | 4 | R | 06/2025 | | \$1,000.00 | | |
| Current Total Clubs Count | YTD New Clubs Count | YTD Cancelled Clubs Count | YTD Net Club Gain | Current Total Members Count | YTD Add | YTD Drop | YTD Net Growth | YTD Net Growth % | Member Count 12 Months Ago | Average Member Count Per Club | % of Clubs with less than 20 members | % No Officer Report in 12 Months | % of Clubs with balance 90+ days | Number of Clubs in Status Quo | % Status Quo Clubs in Financial Suspension | Number of Cancelled Clubs | Average Cancelled Club Age | Members Lost Due to Cancellation | % of Clubs Cancelled for Non-Financial Reasons |
| 44 | 0 | 1 | -1 | 845 | 34 | 29 | 5 | 0.60% | 866 | 19 | 59% | 5% | 9% | 0 | 0% | 1 | 69 | 11 | 100% |

* - P - Priority Club. Cancellation Reasons: 1-Objectives/conduct, 2-Non-active club, 5-Non-existing club, 6-Disbanding, 7-Merger, 8-Financial Suspension, 9-District/Multiple District Dues.
** Red denotes below 15 active members.
*** Red denotes 20% + loss.
**** Y - all 3 (President, Secretary, Treasurer) club officers reported, N - not all 3 reported.
***** Abbreviation: N-New, IP-Immediate Past, R-Repeat.




Club Health Assessment for District 31 O through November 2025

| | | | Status | Membership | | | | | | Reports | | | | Finance | LCIF | |
|-------------------------------|--|--------------|-------------------------------------|-------------------------|-------------------|---------------------|---------------------|-------------------------|---------------------------------------|--------------------------------|--------------------------------|---------------------------------|-------------------|--------------------------------------|-----------------|---------------|
| Club Number | Club Name | Charter Date | Times in Status Quo in Past 2 Years | Current Member Count ** | YTD Members Added | YTD Members Dropped | YTD Net Growth% *** | Member Count 1 Year Ago | Dropped Members Avg.Length of Service | Months Since Membership Update | Current Officers Reported **** | Current President Repeated Term | VP Reported ***** | Last Date Reported Service (mm/yyyy) | Account Balance | YTD Donations |
| Clubs less than two years old | | | | | | | | | | | | | | | | |
| 190639 | Person County | 10/08/2025 | Newly Chartered | 24 | 24 | 0 | 100.00% | 0 | | 0 | Y | | | 10/2025 | | |
| 182193 | Randleman Community | 05/29/2025 | Active | 21 | 0 | 0 | 0.00% | 0 | | 5 | Y | 2 | | 11/2025 | | |
| 171743 | Scotland County | 05/20/2024 | Active | 19 | 5 | 1 | 26.67% | 21 | 2 | 0 | Y | 3 | R | 11/2025 | | |
| Clubs more than two years old | | | | | | | | | | | | | | | | |
| 11553 | ABERDEEN | 06/28/1938 | Active | 25 | 2 | 0 | 8.70% | 25 | | 1 | Y | 3 | R | 09/2025 | | |
| | Exc Award (06/30/2017, 06/30/2018, 06/30/2021, 06/30/2022, 06/30/2023, 06/30/2024) | | | | | | | | | | | | | | | |
| 11437 | ALAMANCE COMMUNITY | 04/09/1957 | Active | 20 | 2 | 0 | 11.11% | 16 | | 2 | Y | | N | 05/2025 | | |
| 11493 | ALBEMARLE | 04/21/1922 | Active | 8 | 0 | 0 | 0.00% | 8 | | 5 | Y | 4 | | 10/2024 | | \$2,000.00 |
| 11438 | ARCHDALE TRINITY | 02/08/1950 | Active | 5 | 0 | 0 | 0.00% | 5 | | 19 | Y | | | 03/2025 | | |
| | Exc Award (06/30/2023) | | | | | | | | | | | | | | | |
| 11439 | ASHEBORO | 03/16/1944 | Active | 11 | 0 | 1 | -8.33% | 14 | 6 | 1 | Y | 5 | | 10/2025 | | |
| 11554 | BISCOE | 06/17/1938 | Active | 13 | 2 | 0 | 18.18% | 14 | | 5 | Y | 2 | | 04/2025 | 90+ Days | |
| 109396 | BROADWAY | 09/29/2010 | Active | 25 | 0 | 0 | 0.00% | 24 | | 11 | Y | | N | 08/2024 | | |
| | Exc Award (06/30/2023) | | | | | | | | | | | | | | | |
| 11558 | CANDOR | 01/12/1944 | Active | 14 | 0 | 0 | 0.00% | 14 | | 19 | Y | | | 10/2025 | | |
| 11613 | CARRBORO | 02/22/1945 | Active | 2 | 0 | 0 | 0.00% | 3 | | 11 | Y | 6 | | 04/2025 | | |
| 11442 | COLERIDGE | 05/22/1950 | Active | 16 | 2 | 0 | 14.29% | 30 | | 2 | Y | | N | 05/2025 | | |
| | Exc Award (06/30/2023) | | | | | | | | | | | | | | | |
| 11619 | CREEDMOOR | 02/28/1945 | Active | 4 | 0 | 0 | 0.00% | 5 | | 6 | Y | 6 | | 01/2025 | | |
| 11620 | DURHAM | 07/26/1922 | Active | 48 | 1 | 4 | -5.88% | 53 | 21 | 0 | Y | | N | 11/2025 | | \$1,000.00 |
| | Exc Award (06/30/2018, 06/30/2024) | | | | | | | | | | | | | | | |
| 11465 | EDEN | 04/12/1938 | Active | 28 | 0 | 1 | -3.45% | 27 | 6 | 0 | Y | 2 | N | 09/2025 | | \$290.00 |
| 11567 | ELLERBE | 12/07/1945 | Active | 12 | 1 | 1 | 0.00% | 12 | 13 | 1 | Y | | | 02/2025 | | |
| 11448 | FARMER | 01/27/1969 | Active | 21 | 0 | 0 | 0.00% | 20 | | 5 | Y | 2 | N | 04/2025 | | |
| 11627 | GOLDSTON | 01/24/1947 | Active | 12 | 0 | 0 | 0.00% | 19 | | 5 | Y | 8 | R | 11/2025 | | |
| | Exc Award (06/30/2018, 06/30/2021) | | | | | | | | | | | | | | | |




Club Health Assessment for District 31 O through November 2025

|  | | | Status | Membership | | | | | Reports | | | | | Finance | | LCIF |
|--|----------------------------|--------------|-------------------------------------|-------------------------|-------------------|---------------------|---------------------|-------------------------|---------------------------------------|--------------------------------|--------------------------------|---------------------------------|-------------------|--------------------------------------|-----------------|---------------|
| Club Number | Club Name | Charter Date | Times in Status Quo in Past 2 Years | Current Member Count ** | YTD Members Added | YTD Members Dropped | YTD Net Growth% *** | Member Count 1 Year Ago | Dropped Members Avg.Length of Service | Months Since Membership Update | Current Officers Reported **** | Current President Repeated Term | VP Reported ***** | Last Date Reported Service (mm/yyyy) | Account Balance | YTD Donations |
| 11452 | GRAYS CHAPEL | 04/20/1957 | Active | 18 | 0 | 0 | 0.00% | 22 | | 5 | Y | 7 | R | 04/2025 | 90+ Days | |
| 11526 | GREATER MONROE | 05/06/1955 | Active | 5 | 1 | 0 | 25.00% | 6 | | 1 | Y | 2 | N | 10/2025 | | \$100.00 |
| Exc Award (06/30/2023) | | | | | | | | | | | | | | | | |
| 11453 | GREENSBORO | 09/11/1922 | Active | 23 | 1 | 0 | 4.55% | 28 | | 2 | Y | | N | 10/2025 | | \$2,050.00 |
| Exc Award (06/30/2017, 06/30/2018, 06/30/2021) | | | | | | | | | | | | | | | | |
| 11458 | GREENSBORO HAMILTON LAKES | 10/30/1956 | Active | 34 | 2 | 0 | 6.25% | 34 | | 0 | Y | 2 | R | 11/2025 | | \$50.00 |
| Exc Award (06/30/2022, 06/30/2023, 06/30/2024) | | | | | | | | | | | | | | | | |
| 137688 | GUILFORD COUNTY WIDE CYBER | 04/09/2019 | Active | 37 | 24 | 23 | 2.78% | 46 | 0 | 1 | Y | | R | 08/2025 | | \$100.00 |
| Exc Award (06/30/2021, 06/30/2022, 06/30/2023, 06/30/2024) | | | | | | | | | | | | | | | | |
| 11575 | HAMLET | 12/19/1944 | Active | 21 | 1 | 0 | 5.00% | 20 | | 1 | Y | | | 06/2025 | | |
| Exc Award (06/30/2018) | | | | | | | | | | | | | | | | |
| 11459 | HIGH POINT | 11/05/1929 | Active | 24 | 4 | 1 | 14.29% | 20 | 2 | 1 | Y | | N | 11/2025 | 90+ Days | \$250.00 |
| 11511 | INDIAN TRAIL | 05/14/1969 | Active | 9 | 0 | 1 | -10.00% | 9 | 8 | 0 | Y | 2 | N | 09/2025 | | |
| Exc Award (06/30/2022) | | | | | | | | | | | | | | | | |
| 11485 | JAMESTOWN | 03/07/1957 | Active | 7 | 0 | 0 | 0.00% | 7 | | 5 | Y | 2 | N | 11/2025 | | |
| Exc Award (06/30/2023) | | | | | | | | | | | | | | | | |
| 11462 | JULIAN | 02/09/1951 | Active | 23 | 0 | 2 | -8.00% | 23 | 23 | 0 | Y | | | 10/2025 | | |
| Exc Award (06/30/2023, 06/30/2024) | | | | | | | | | | | | | | | | |
| 11466 | LIBERTY | 02/04/1947 | Active | 12 | 2 | 0 | 20.00% | 12 | | 1 | Y | | N | 12/2024 | | |
| 11467 | MADISON | 03/24/1938 | Active | 10 | 1 | 0 | 11.11% | 8 | | 5 | Y | 3 | N | 08/2025 | | |
| 11468 | MAYODAN | 03/04/1948 | Active | 21 | 3 | 5 | -8.70% | 24 | 1 | 1 | Y | 2 | R | 11/2025 | | |
| Exc Award (06/30/2024) | | | | | | | | | | | | | | | | |
| 11469 | MC LEANSVILLE | 07/29/1960 | Active | 30 | 0 | 0 | 0.00% | 29 | | 3 | Y | | N | 11/2025 | \$50.00 | |
| Exc Award (06/30/2017, 06/30/2019, 06/30/2022, 06/30/2023) | | | | | | | | | | | | | | | | |
| 11636 | MONCURE | 03/15/1950 | Active | 15 | 4 | 1 | 25.00% | 12 | 0 | 1 | Y | 4 | | 09/2025 | \$350.76 | |
| 143319 | North Moore | 11/02/2020 | Active | 17 | 0 | 0 | 0.00% | 23 | | 9 | Y | | | 05/2025 | | |
| Exc Award (06/30/2023, 06/30/2024) | | | | | | | | | | | | | | | | |
| 11534 | NORWOOD | 06/08/1945 | Active | 17 | 2 | 0 | 13.33% | 16 | | 3 | Y | | N | 03/2025 | | |
| 53290 | OAK RIDGE | 06/19/1992 | Active | 28 | 0 | 1 | -3.45% | 28 | 4 | 1 | Y | 4 | | 11/2025 | | |



Club Health Assessment for District 31 O through November 2025


|  | | | Status | Membership | | | | | | Reports | | | | Finance | LCIF | |
|--|-------------------|--------------|-------------------------------------|-------------------------|-------------------|---------------------|---------------------|-------------------------|---------------------------------------|--------------------------------|--------------------------------|---------------------------------|-------------------|--------------------------------------|-----------------|---------------|
| Club Number | Club Name | Charter Date | Times in Status Quo in Past 2 Years | Current Member Count ** | YTD Members Added | YTD Members Dropped | YTD Net Growth% *** | Member Count 1 Year Ago | Dropped Members Avg.Length of Service | Months Since Membership Update | Current Officers Reported **** | Current President Repeated Term | VP Reported ***** | Last Date Reported Service (mm/yyyy) | Account Balance | YTD Donations |
| Exc Award (06/30/2023) | | | | | | | | | | | | | | | | |
| 11535 | OAKBORO | 02/25/1947 | Active | 13 | 0 | 1 | -7.14% | 13 | 12 | 4 | Y | 24 | | 03/2025 | 90+ Days | \$500.00 |
| 11638 | OXFORD | 04/23/1941 | Active | 20 | 0 | 0 | 0.00% | 20 | | 12 | Y | 3 | | 03/2025 | | |
| 49293 | PLEASANT GARDEN | 03/13/1989 | Active | 17 | 2 | 1 | 6.25% | 18 | 1 | 4 | Y | 2 | R | 11/2025 | | |
| Exc Award (06/30/2017, 06/30/2024) | | | | | | | | | | | | | | | | |
| 11479 | REIDSVILLE | 02/02/1945 | Active | 28 | 0 | 1 | -3.45% | 33 | 1 | 2 | Y | | N | 11/2025 | 90+ Days | |
| Exc Award (06/30/2024) | | | | | | | | | | | | | | | | |
| 11592 | ROCKINGHAM | 02/14/1949 | Active | 11 | 0 | 0 | 0.00% | 12 | | 5 | Y | 4 | | 08/2025 | | |
| 11597 | SANFORD | 06/12/1935 | Active | 93 | 0 | 0 | 0.00% | 90 | | 2 | Y | | N | 11/2025 | | |
| Exc Award (06/30/2023, 06/30/2024) | | | | | | | | | | | | | | | | \$125.00 |
| 11648 | SILER CITY | 04/06/1938 | Active | 36 | 4 | 1 | 9.09% | 36 | 0 | 1 | Y | 3 | N | 11/2025 | | |
| Exc Award (06/30/2016, 06/30/2020, 06/30/2023, 06/30/2024) | | | | | | | | | | | | | | | | |
| 11649 | SOUTH CHATHAM L C | 12/10/1973 | Active | 8 | 0 | 0 | 0.00% | 8 | | 5 | Y | | N | 05/2025 | | |
| 11602 | TROY | 03/04/1947 | Active | 22 | 1 | 0 | 4.76% | 18 | | 5 | Y | 9 | R | 07/2025 | | |
| Exc Award (06/30/2023) | | | | | | | | | | | | | | | | |
| 11527 | UNIONVILLE | 12/11/1970 | Active | 18 | 2 | 2 | 0.00% | 15 | 10 | 1 | Y | | R | 08/2025 | | |
| 11603 | VASS | 02/16/1943 | Active | 40 | 7 | 11 | -9.09% | 39 | 13 | 0 | Y | 2 | N | 11/2025 | | |
| Exc Award (06/30/2021, 06/30/2022, 06/30/2023) | | | | | | | | | | | | | | | | |
| 11547 | WADESBORO | 06/08/1949 | Active | 6 | 0 | 0 | 0.00% | 7 | | 6 | Y | 7 | R | 04/2025 | | |
| Exc Award (06/30/2018) | | | | | | | | | | | | | | | | |
| 45091 | WAXHAW | 06/27/1985 | Active | 26 | 4 | 2 | 8.33% | 34 | 1 | 0 | Y | | N | 11/2025 | | |
| Exc Award (06/30/2018, 06/30/2022, 06/30/2023, 06/30/2024) | | | | | | | | | | | | | | | | |
| 11519 | WEST STANLY | 03/18/1952 | Active | 12 | 0 | 2 | -14.29% | 16 | 20 | 1 | Y | 2 | | 09/2024 | | |
| 11552 | WINGATE | 01/30/1947 | Active | 14 | 0 | 0 | 0.00% | 14 | | 15 | Y | | N | 08/2025 | | |
| Exc Award (06/30/2017, 06/30/2018) | | | | | | | | | | | | | | | | |

Clubs Cancelled Previous Fiscal Year – Clubs Cancelled within last 12 months may be reinstated

| Club Number | Club Name | Charter Date | Current Status* | Cancellation Date |
|-------------|---------------------|--------------|-----------------|-------------------|
| 11451 | GIBSONVILLE | 11/28/1956 | Cancelled(6*) | 05/29/2025 |
| 11606 | WEST MONTGOMERY L C | 02/22/1971 | Cancelled(6*) | 03/29/2025 |



Club Health Assessment for District 31 O through November 2025

| <div></div> | | | | | | Status | | Membership | | | | Reports | | | | Finance | | LCIF | |
|---|---------------------|---------------------------|-------------------|-----------------------------|---------|-------------------------------------|----------------|----------------------------|-------------------------------|--------------------------------------|----------------------------------|----------------------------------|---------------------------------------|--|--------------------------------|---------------------------------|----------------------------------|--|-----------------|
| | | | | | | Times in Status Quo in Past 2 Years | | Current Member Count ** | YTD Members Added | YTD Members Dropped | YTD Net Growth*** | Member Count 1 Year Ago | Dropped Members Avg.Length of Service | Months Since Membership Update | Current Officers Reported **** | Current President Repeated Term | VP Reported ***** | Last Date Reported Service (mm/yyyy) | Account Balance |
| Club Number | Club Name | | Charter Date | | | | | | | | | | | | | | | | |
| Current Total Clubs Count | YTD New Clubs Count | YTD Cancelled Clubs Count | YTD Net Club Gain | Current Total Members Count | YTD Add | YTD Drop | YTD Net Growth | Member Count 12 Months Ago | Average Member Count Per Club | % of Clubs with less than 20 members | % No Officer Report in 12 Months | % of Clubs with balance 90+ days | Number of Clubs in Status Quo | % Status Quo Clubs in Financial Suspension | Number of Cancelled Clubs | Average Cancelled Club Age | Members Lost Due to Cancellation | % of Clubs Cancelled for Non-Financial Reasons | |
| 52 | 1 | 0 | 1 | 1,043 | 104 | 63 | 41 | 4.09% | 1,050 | 20 | 54% | 0% | 10% | 0 | 0% | 0 | 0 | 0% | |

* - P - Priority Club. Cancellation Reasons: 1-Objectives/conduct, 2-Non-active club, 5-Non-existing club, 6-Disbanding, 7-Merger, 8-Financial Suspension, 9-District/Multiple District Dues.

** Red denotes below 15 active members.

*** Red denotes 20% + loss.

**** Y - all 3 (President, Secretary, Treasurer) club officers reported, N - not all 3 reported.

***** Abbreviation: N-New, IP-Immediate Past, R-Repeat.



Club Health Assessment for District 31 N through November 2025

| | | | Status | Membership | | | | | | Reports | | | | Finance | LCIF | |
|--|-----------------------------|--------------|-------------------------------------|-------------------------|-------------------|---------------------|---------------------|-------------------------|---------------------------------------|--------------------------------|--------------------------------|---------------------------------|-------------------|--------------------------------------|-----------------|---------------|
| Club Number | Club Name | Charter Date | Times in Status Quo in Past 2 Years | Current Member Count ** | YTD Members Added | YTD Members Dropped | YTD Net Growth% *** | Member Count 1 Year Ago | Dropped Members Avg.Length of Service | Months Since Membership Update | Current Officers Reported **** | Current President Repeated Term | VP Reported ***** | Last Date Reported Service (mm/yyyy) | Account Balance | YTD Donations |
| Clubs less than two years old | | | | | | | | | | | | | | | | |
| 157666 | Liberty | 05/23/2024 | Active(1) | 16 | 0 | 3 | -15.79% | 25 | 1 | 4 | Y | 3 | N | 10/2025 | | |
| Clubs more than two years old | | | | | | | | | | | | | | | | |
| 120887 | Anderson Creek | 12/06/2013 | Active | 41 | 1 | 4 | -6.82% | 40 | 7 | 0 | N | None | | 10/2025 | | |
| 107251 | ANGIER | 01/12/2010 | Active | 11 | 0 | 0 | 0.00% | 13 | | 1 | Y | 4 | R | 09/2025 | | |
| 11711 | AURORA | 09/08/1969 | Active | 11 | 0 | 0 | 0.00% | 11 | | 6 | Y | 15 | | 10/2025 | | |
| 11713 | BATH | 04/24/1950 | Active | 11 | 0 | 0 | 0.00% | 11 | | 16 | Y | | R | 02/2024 | | |
| 118956 | BEAUFORT | 03/18/2013 | Active | 63 | 3 | 6 | -4.55% | 59 | 3 | 0 | Y | | | 09/2025 | 90+ Days | |
| Exc Award (06/30/2017, 06/30/2023, 06/30/2024, 06/30/2025) | | | | | | | | | | | | | | | | |
| 11658 | BENSON | 06/11/1953 | Active | 37 | 0 | 0 | 0.00% | 37 | | 5 | Y | 7 | R | 04/2021 | | |
| 11557 | BUIES CREEK | 01/18/1965 | Active | 8 | 0 | 0 | 0.00% | 6 | | 5 | Y | 5 | R | 12/2019 | | |
| 11662 | BURGAW | 06/02/1964 | Active | 10 | 0 | 0 | 0.00% | 13 | | 1 | N | 3 | | 05/2024 | | |
| 11560 | CLARKTON | 08/17/1950 | Active | 15 | 0 | 0 | 0.00% | 12 | | 5 | Y | | R | 12/2024 | | |
| 11561 | CLINTON | 11/08/1935 | Active | 17 | 0 | 0 | 0.00% | 17 | | 18 | Y | | N | 12/2022 | | |
| 11562 | COATS | 02/18/1971 | Active | 19 | 1 | 0 | 5.56% | 18 | | 0 | Y | | N | 09/2025 | | \$1,000.00 |
| 11565 | DUNN | 08/16/1933 | Active | 5 | 0 | 0 | 0.00% | 5 | | 8 | Y | 4 | | 04/2019 | | |
| 11566 | DUNN MARY STEWART COMMUNITY | 06/10/1971 | Active | 13 | 0 | 0 | 0.00% | 10 | | 1 | Y | | | 10/2022 | | |
| 11568 | ERWIN | 06/01/1948 | Active | 16 | 1 | 0 | 6.67% | 15 | | 2 | Y | | N | | | |
| 11665 | FAISON | 05/30/1939 | Active(2) | 6 | 0 | 0 | 0.00% | 6 | | 8 | N | None | | 10/2017 | | |
| 11666 | FARMVILLE | 11/30/1955 | Active | 8 | 0 | 0 | 0.00% | 9 | | 11 | N | None | | 04/2025 | | |
| 124506 | Fayetteville Community | 03/30/2015 | Active(1) | 12 | 0 | 0 | 0.00% | 10 | | 1 | Y | 2 | | 01/2024 | | |
| Exc Award (06/30/2016) | | | | | | | | | | | | | | | | |
| 11573 | FAYETTEVILLE MASSEY HILL | 10/02/1958 | Active | 44 | 5 | 3 | 4.76% | 48 | 35 | 0 | Y | | R | 11/2025 | | \$200.00 |
| 11574 | GODWIN | 12/11/1951 | Active | 24 | 0 | 1 | -4.00% | 24 | 6 | 4 | Y | | N | 09/2025 | | |
| Exc Award (06/30/2025) | | | | | | | | | | | | | | | | |
| 11669 | GOLDSBORO DOWNTOWN | 03/23/1966 | Active | 28 | 0 | 0 | 0.00% | 32 | | 6 | Y | | N | 08/2025 | | |
| 11667 | GOLDSBORO HOST | 02/23/1939 | Active | 11 | 0 | 0 | 0.00% | 9 | | 7 | N | None | | 02/2023 | | |



Club Health Assessment for District 31 N through November 2025

| | | | Status | Membership | | | | | | Reports | | | | Finance | | LCIF |
|------------------------------------|------------------------|--------------|-------------------------------------|-------------------------|-------------------|---------------------|---------------------|-------------------------|---------------------------------------|--------------------------------|--------------------------------|---------------------------------|-------------------|--------------------------------------|-----------------|---------------|
| Club Number | Club Name | Charter Date | Times in Status Quo in Past 2 Years | Current Member Count ** | YTD Members Added | YTD Members Dropped | YTD Net Growth% *** | Member Count 1 Year Ago | Dropped Members Avg.Length of Service | Months Since Membership Update | Current Officers Reported **** | Current President Repeated Term | VP Reported ***** | Last Date Reported Service (mm/yyyy) | Account Balance | YTD Donations |
| 11671 | GREENVILLE HOST | 02/13/1939 | Active | 10 | 1 | 0 | 11.11% | 9 | | 2 | Y | 6 | N | 11/2025 | 90+ Days | \$100.00 |
| 11673 | GRIFTON | 02/18/1952 | Active | 4 | 0 | 10 | -71.43% | 13 | 7 | 1 | N | | | 08/2025 | | |
| 37675 | HAMPSTEAD | 11/26/1979 | Active | 9 | 1 | 0 | 12.50% | 8 | | 0 | Y | 2 | N | 06/2025 | | |
| 11674 | HANOVER | 09/29/1964 | Active | 5 | 0 | 0 | 0.00% | 5 | | 10 | N | None | | 08/2018 | | |
| 11676 | JACKSONVILLE HOST | 03/08/1945 | Active(1) | 20 | 6 | 10 | -16.67% | 25 | 12 | 0 | Y | | R | 02/2025 | | |
| 11678 | JACKSONVILLE NEW RIVER | 01/13/1966 | Active | 6 | 0 | 0 | 0.00% | 7 | | 23 | N | None | | 12/2023 | | |
| 125246 | Jones County | 06/22/2015 | Status Quo(2) | 7 | 0 | 0 | 0.00% | 6 | | 8 | Y | 8 | R | 07/2025 | | |
| 11679 | KENANSVILLE | 03/14/1945 | Active | 11 | 0 | 3 | -21.43% | 14 | 3 | 1 | Y | | | 05/2015 | | |
| 11681 | KINSTON | 02/10/1939 | Active | 38 | 1 | 0 | 2.70% | 34 | | 4 | Y | | N | 11/2025 | | |
| Exc Award (06/30/2018, 06/30/2025) | | | | | | | | | | | | | | | | |
| 11578 | LAKE WACCAMAW | 01/06/1947 | Active | 11 | 0 | 0 | 0.00% | 12 | | 5 | Y | | | 04/2018 | \$1,000.00 | |
| 11581 | LILLINGTON | 04/14/1971 | Active | 10 | 0 | 1 | -9.09% | 11 | 17 | 3 | Y | | N | 09/2022 | | |
| 11582 | LUMBERTON | 01/10/1945 | Active | 15 | 1 | 3 | -11.76% | 20 | 10 | 0 | Y | | | 11/2025 | | |
| Exc Award (06/30/2018, 06/30/2024) | | | | | | | | | | | | | | | | |
| 11687 | MOUNT OLIVE | 03/29/1971 | Active | 13 | 0 | 0 | 0.00% | 11 | | 9 | N | None | | | | |
| 11688 | NEW BERN | 03/27/1945 | Active | 19 | 0 | 0 | 0.00% | 19 | | 2 | Y | | R | 08/2025 | | |
| Exc Award (06/30/2018) | | | | | | | | | | | | | | | | |
| 50797 | NEW BERN TWIN RIVERS | 06/29/1990 | Active | 10 | 0 | 0 | 0.00% | 12 | | 6 | Y | | IP | 08/2024 | | |
| 11689 | OAK ISLAND L C | 05/30/1973 | Active | 3 | 0 | 0 | 0.00% | 9 | | 4 | Y | 14 | | 06/2025 | | |
| 11585 | PEMBROKE | 12/08/1961 | Status Quo(2) | 28 | 0 | 0 | 0.00% | 28 | | 5 | N | None | | 04/2017 | | |
| 11690 | PIKEVILLE | 03/26/1946 | Active(2) | 13 | 0 | 0 | 0.00% | 12 | | 6 | Y | | N | 07/2019 | | |
| 11691 | PINE LEVEL | 01/16/1950 | Active | 17 | 0 | 1 | -5.56% | 18 | 19 | 4 | Y | 2 | R | 11/2025 | | |
| Exc Award (06/30/2016, 06/30/2017) | | | | | | | | | | | | | | | | |
| 11692 | PRINCETON | 03/23/1942 | Active | 13 | 0 | 0 | 0.00% | 13 | | 0 | Y | 3 | | 12/2016 | 90+ Days | \$2,500.00 |
| 11595 | SAINT PAULS | 04/16/1951 | Active | 8 | 0 | 0 | 0.00% | 8 | | 7 | Y | 3 | R | 09/2025 | | |
| 11695 | SELMA | 05/18/1945 | Active(2) | 12 | 0 | 5 | -29.41% | 17 | 9 | 0 | N | 2 | R | 08/2025 | | |
| 11696 | SHALLOTTE | 01/10/1947 | Active | 22 | 0 | 2 | -8.33% | 24 | 22 | 2 | Y | 4 | R | 11/2025 | | |
| 11697 | SMITHFIELD | 06/16/1950 | Active | 13 | 0 | 1 | -7.14% | 15 | 46 | 3 | Y | | N | 11/2025 | | |
| 11670 | SNOW HILL | 09/14/1971 | Active | 3 | 0 | 0 | 0.00% | 7 | | 3 | N | None | | 10/2021 | | |



Club Health Assessment for District 31 N through November 2025

INTERNATIONAL

| | | | Status | Membership | | | | | | Reports | | | | Finance | LCIF | |
|--|-------------------------------------|--------------|-------------------------------------|-------------------------|-------------------|---------------------|---------------------|-------------------------|---------------------------------------|--------------------------------|--------------------------------|---------------------------------|-------------------|--------------------------------------|-----------------|---------------|
| Club Number | Club Name | Charter Date | Times in Status Quo in Past 2 Years | Current Member Count ** | YTD Members Added | YTD Members Dropped | YTD Net Growth% *** | Member Count 1 Year Ago | Dropped Members Avg.Length of Service | Months Since Membership Update | Current Officers Reported **** | Current President Repeated Term | VP Reported ***** | Last Date Reported Service (mm/yyyy) | Account Balance | YTD Donations |
| 118955 | SOUTHEASTERN NORTH CAROLINA EYECARE | 03/19/2013 | Active(1) | 6 | 0 | 0 | 0.00% | 6 | | 15 | N | None | | | | |
| 11699 | SOUTHPORT | 04/10/1945 | Active | 44 | 1 | 4 | -6.38% | 49 | 7 | 1 | N | | N | 02/2021 | 90+ Days | |
| 60843 | WESTERN HARNETT | 06/04/1998 | Active | 85 | 2 | 6 | -4.49% | 88 | 10 | 1 | Y | | N | 11/2025 | 90+ Days | \$500.00 |
| Exc Award (06/30/2023) | | | | | | | | | | | | | | | | |
| 11705 | WILMINGTON | 05/15/1922 | Active | 38 | 3 | 2 | 2.70% | 39 | 29 | 0 | Y | | N | 11/2025 | | \$1,000.00 |
| Exc Award (06/30/2017, 06/30/2018, 06/30/2024) | | | | | | | | | | | | | | | | |

Clubs Cancelled Previous Fiscal Year – Clubs Cancelled within last 12 months may be reinstated

| Club Number | Club Name | Charter Date | Current Status* | Cancellation Date |
|-------------|-----------|--------------|-----------------|-------------------|
| 78497 | CALABASH | 03/15/2004 | Cancelled(6*) | 06/29/2025 |
| 11594 | ROWLAND | 06/02/1939 | Cancelled(8*) | 12/30/2024 |

| Current Total Clubs Count | YTD New Clubs Count | YTD Cancelled Clubs Count | YTD Net Club Gain | Current Total Members Count | YTD Add | YTD Drop | YTD Net Growth | YTD Net Growth % | Member Count 12 Months Ago | Average Member Count Per Club | % of Clubs with less than 20 members | % No Officer Report in 12 Months | % of Clubs with balance 90+ days | Number of Clubs in Status Quo | % Status Quo Clubs in Financial Suspension | Number of Cancelled Clubs | Average Cancelled Club Age | Members Lost Due to Cancellation | % of Clubs Cancelled for Non-Financial Reasons |
|---------------------------|---------------------|---------------------------|-------------------|-----------------------------|---------|----------|----------------|------------------|----------------------------|-------------------------------|--------------------------------------|----------------------------------|----------------------------------|-------------------------------|--|---------------------------|----------------------------|----------------------------------|--|
| 51 | 0 | 0 | 0 | 919 | 27 | 65 | -38 | -3.97% | 969 | 18 | 75% | 6% | 14% | 2 | 100% | 0 | 0 | 0 | 0% |

* - P - Priority Club. Cancellation Reasons: 1-Objectives/conduct, 2-Non-active club, 5-Non-existing club, 6-Disbanding, 7-Merger, 8-Financial Suspension, 9-District/Multiple District Dues.

** Red denotes below 15 active members.

*** Red denotes 20% + loss.

**** Y - all 3 (President, Secretary, Treasurer) club officers reported, N - not all 3 reported.

***** Abbreviation: N-New, IP-Immediate Past, R-Repeat.




Club Health Assessment for District 31 S through November 2025

| | | | Status | Membership | | | | | | Reports | | | | Finance | | LCIF |
|--|---------------------------|--------------|-------------------------------------|-------------------------|-------------------|---------------------|---------------------|-------------------------|---------------------------------------|--------------------------------|--------------------------------|---------------------------------|-------------------|--------------------------------------|-----------------|---------------|
| Club Number | Club Name | Charter Date | Times in Status Quo in Past 2 Years | Current Member Count ** | YTD Members Added | YTD Members Dropped | YTD Net Growth% *** | Member Count 1 Year Ago | Dropped Members Avg.Length of Service | Months Since Membership Update | Current Officers Reported **** | Current President Repeated Term | VP Reported ***** | Last Date Reported Service (mm/yyyy) | Account Balance | YTD Donations |
| Clubs less than two years old | | | | | | | | | | | | | | | | |
| 190362 | Eastern North Carolina | 10/01/2025 | Newly Chartered | 25 | 25 | 0 | 100.00% | 0 | | 1 | Y | | N | | | |
| Clubs more than two years old | | | | | | | | | | | | | | | | |
| 11608 | APEX | 10/07/1937 | Active | 35 | 1 | 3 | -5.41% | 35 | 2 | 1 | Y | | N | 10/2025 | | |
| Exc Award (06/30/2017, 06/30/2022) | | | | | | | | | | | | | | | | |
| 11614 | CARY | 09/04/1956 | Active | 13 | 0 | 0 | 0.00% | 13 | | 1 | Y | 2 | | 06/2024 | | \$100.00 |
| 11717 | COLUMBIA | 08/25/1969 | Active | 10 | 0 | 0 | 0.00% | 10 | | 15 | N | None | | 05/2023 | | |
| 154939 | East Wake Cyber | 06/30/2023 | Active | 27 | 0 | 0 | 0.00% | 27 | | 6 | Y | | N | 11/2025 | | |
| Exc Award (06/30/2024) | | | | | | | | | | | | | | | | |
| 11719 | EDENTON | 01/21/1937 | Active | 35 | 6 | 7 | -2.78% | 35 | 2 | 0 | N | | N | 11/2025 | 90+ Days | \$500.00 |
| 31798 | ELIZABETH CITY RIVER CITY | 03/03/1976 | Active | 12 | 0 | 0 | 0.00% | 12 | | 18 | N | None | | 05/2013 | 90+ Days | |
| 31745 | FIRST FLIGHT | 02/20/1976 | Active | 19 | 1 | 1 | 0.00% | 21 | 18 | 1 | Y | 4 | R | 05/2022 | | |
| Exc Award (06/30/2018) | | | | | | | | | | | | | | | | |
| 11624 | FRANKLINTON | 07/22/1938 | Active | 9 | 0 | 0 | 0.00% | 11 | | 5 | N | 7 | | 06/2019 | | |
| 11625 | FUQUAY VARINA | 01/24/1941 | Active | 24 | 0 | 1 | -4.00% | 29 | 18 | 0 | Y | | N | 06/2025 | | |
| 11626 | GARNER | 03/03/1944 | Active | 26 | 1 | 0 | 4.00% | 24 | | 4 | Y | | N | 08/2025 | | |
| 31546 | GATES COUNTY | 01/12/1976 | Active | 11 | 0 | 1 | -8.33% | 12 | 6 | 3 | Y | 5 | N | 06/2025 | | |
| Exc Award (06/30/2024) | | | | | | | | | | | | | | | | |
| 11629 | HENDERSON | 09/16/1929 | Active(1) | 4 | 0 | 0 | 0.00% | 5 | | 11 | Y | 2 | | 11/2025 | | |
| 11724 | HERTFORD | 04/04/1939 | Active | 9 | 0 | 0 | 0.00% | 9 | | 52 | N | None | | | | |
| 11725 | JACKSON | 04/17/1945 | Active | 8 | 0 | 0 | 0.00% | 9 | | 5 | Y | 5 | | 04/2024 | | |
| 11631 | KNIGHTDALE | 05/02/1961 | Status Quo(1) | 5 | 0 | 0 | 0.00% | 6 | | 9 | N | None | | | 90+ Days | |
| 41974 | LAKE GASTON | 11/22/1982 | Active | 68 | 2 | 3 | -1.45% | 75 | 6 | 2 | Y | | N | 07/2025 | | |
| Exc Award (06/30/2016, 06/30/2023, 06/30/2024) | | | | | | | | | | | | | | | | |
| 11632 | LITTLETON | 12/10/1936 | Active | 25 | 0 | 1 | -3.85% | 25 | 30 | 0 | Y | 2 | N | 07/2024 | | |
| 11633 | LOUISBURG | 01/16/1942 | Active | 8 | 0 | 1 | -11.11% | 9 | 2 | 4 | Y | | N | 11/2025 | | \$150.00 |
| 82964 | LOWER CURRITUCK | 06/30/2004 | Active(3) | 6 | 0 | 0 | 0.00% | 6 | | 29 | N | None | | 01/2016 | | |




Club Health Assessment for District 31 S through November 2025

|  | | | Status | Membership | | | | | Reports | | | | | Finance | LCIF | |
|--|-----------------------|--------------|-------------------------------------|-------------------------|-------------------|---------------------|---------------------|-------------------------|---------------------------------------|--------------------------------|--------------------------------|---------------------------------|-------------------|--------------------------------------|-----------------|---------------|
| Club Number | Club Name | Charter Date | Times in Status Quo in Past 2 Years | Current Member Count ** | YTD Members Added | YTD Members Dropped | YTD Net Growth% *** | Member Count 1 Year Ago | Dropped Members Avg.Length of Service | Months Since Membership Update | Current Officers Reported **** | Current President Repeated Term | VP Reported ***** | Last Date Reported Service (mm/yyyy) | Account Balance | YTD Donations |
| 11727 | MANTEO | 01/30/1950 | Active | 15 | 2 | 0 | 15.38% | 14 | | 3 | Y | 4 | N | 10/2023 | | |
| 40510 | NAGS HEAD | 11/17/1981 | Active | 1 | 0 | 0 | 0.00% | 1 | | 16 | Y | 7 | | 02/2023 | | |
| 11730 | NASHVILLE | 11/17/1938 | Active | 12 | 0 | 1 | -7.69% | 18 | 10 | 1 | N | | | 06/2019 | | |
| 11639 | PILOT L C | 03/26/1973 | Active | 25 | 0 | 0 | 0.00% | 28 | | 5 | Y | | N | 11/2025 | | |
| 11642 | RALEIGH DOWNTOWN | 08/21/1972 | Active | 21 | 2 | 2 | 0.00% | 20 | 12 | 0 | Y | | N | | | |
| 11643 | RALEIGH HOST | 05/12/1922 | Active | 37 | 0 | 6 | -13.95% | 45 | 16 | 0 | Y | | N | 03/2025 | | |
| 11635 | RALEIGH NORTH RALEIGH | 06/26/1953 | Active | 22 | 1 | 0 | 4.76% | 24 | | 0 | Y | 2 | R | 11/2025 | | |
| Exc Award (06/30/2017, 06/30/2019, 06/30/2021) | | | | | | | | | | | | | | | | |
| 46636 | RALEIGH SOUTHEAST | 11/13/1986 | Active(3) | 14 | 0 | 0 | 0.00% | 14 | | 11 | N | None | | 04/2019 | 90+ Days | |
| 66303 | ROCKY HOCK | 06/25/2002 | Active | 18 | 2 | 2 | 0.00% | 18 | 7 | 3 | Y | | N | 10/2025 | | |
| 11736 | ROCKY MOUNT EVENING | 03/24/1939 | Active | 7 | 0 | 0 | 0.00% | 7 | | 19 | Y | 8 | R | 10/2025 | | |
| 11739 | SCOTLAND NECK | 04/27/1945 | Active(3) | 3 | 0 | 0 | 0.00% | 3 | | 15 | N | None | | 11/2012 | | |
| 11740 | SEABOARD | 10/24/1938 | Active | 33 | 0 | 4 | -10.81% | 35 | 5 | 1 | Y | | | 10/2025 | | |
| 11743 | TARBORO | 11/26/1941 | Active | 10 | 0 | 0 | 0.00% | 10 | | 7 | N | | | 10/2025 | | |
| 103392 | WAKE FOREST | 09/03/2008 | Active | 20 | 2 | 1 | 5.26% | 19 | 22 | 2 | Y | 3 | N | 10/2025 | | |
| Exc Award (06/30/2022, 06/30/2024) | | | | | | | | | | | | | | | | |
| 38043 | WANCHESE | 02/12/1980 | Active | 6 | 0 | 0 | 0.00% | 11 | | 8 | N | None | | 06/2017 | 90+ Days | \$150.00 |
| 11653 | WARRENTON | 01/27/1936 | Active | 17 | 0 | 0 | 0.00% | 21 | | 6 | Y | | IP | 09/2025 | | |
| 11745 | WEEKSVILLE | 03/19/1951 | Active | 43 | 1 | 0 | 2.38% | 42 | | 0 | Y | | N | 11/2025 | | |
| 11654 | WENDELL | 02/09/1950 | Active | 31 | 3 | 0 | 10.71% | 28 | | 2 | Y | | N | 09/2025 | | |
| Exc Award (06/30/2024) | | | | | | | | | | | | | | | | |
| 11747 | WHITAKERS | 08/05/1947 | Active | 9 | 0 | 1 | -10.00% | 10 | 7 | 3 | Y | | N | 08/2019 | 90+ Days | |
| 33666 | WHITE LEVEL L C | 04/21/1977 | Status Quo(1) | 3 | 0 | 0 | 0.00% | 3 | | 15 | N | None | | 02/2019 | | |
| 11748 | WILLIAMSTON | 03/11/1937 | Active(1) | 16 | 0 | 0 | 0.00% | 16 | | 21 | Y | 2 | R | 08/2017 | | |
| 11749 | WILSON | 09/22/1922 | Active | 27 | 1 | 1 | 0.00% | 28 | 5 | 2 | Y | | N | 11/2025 | | |
| Exc Award (06/30/2024) | | | | | | | | | | | | | | | | |
| 11750 | WILSON LUNCHEON | 02/16/1972 | Active | 13 | 0 | 0 | 0.00% | 13 | | 15 | N | None | | 04/2023 | | \$100.00 |
| 11656 | ZEBULON | 10/31/1949 | Active | 29 | 5 | 0 | 20.83% | 25 | | 1 | Y | | N | 11/2025 | | |
| Exc Award (06/30/2017, 06/30/2024) | | | | | | | | | | | | | | | | |



Club Health Assessment for District 31 S through November 2025



| Club Number | Club Name | Charter Date | Status | | Membership | | | | | Reports | | | | Finance | | LCIF | | | |
|--|---------------------|---------------------------|-------------------------------------|-----------------------------|-------------------|---------------------|---------------------|-------------------------|---------------------------------------|--------------------------------|--------------------------------------|----------------------------------|----------------------------------|--------------------------------------|--|---------------------------|----------------------------|----------------------------------|--|
| | | | Times in Status Quo in Past 2 Years | Current Member Count ** | YTD Members Added | YTD Members Dropped | YTD Net Growth% *** | Member Count 1 Year Ago | Dropped Members Avg.Length of Service | Months Since Membership Update | Current Officers Reported **** | Current President Repeated Term | VP Reported ***** | Last Date Reported Service (mm/yyyy) | Account Balance | YTD Donations | | | |
| Clubs Cancelled Previous Fiscal Year – Clubs Cancelled within last 12 months may be reinstated | | | | | | | | | | | | | | | | | | | |
| Club Number | Club Name | Charter Date | Current Status* | Cancellation Date | | | | | | | | | | | | | | | |
| 146343 | Bunn CERT | 05/28/2021 | Cancelled(8*) | 12/30/2024 | | | | | | | | | | | | | | | |
| 117333 | LUCAMA | 06/29/2012 | Cancelled(8*) | 07/29/2024 | | | | | | | | | | | | | | | |
| 11738 | SARATOGA | 09/09/1949 | Cancelled(6*) | 06/29/2025 | | | | | | | | | | | | | | | |
| Current Total Clubs Count | YTD New Clubs Count | YTD Cancelled Clubs Count | YTD Net Club Gain | Current Total Members Count | YTD Add | YTD Drop | YTD Net Growth | YTD Net Growth % | Member Count 12 Months Ago | Average Member Count Per Club | % of Clubs with less than 20 members | % No Officer Report in 12 Months | % of Clubs with balance 90+ days | Number of Clubs in Status Quo | % Status Quo Clubs in Financial Suspension | Number of Cancelled Clubs | Average Cancelled Club Age | Members Lost Due to Cancellation | % of Clubs Cancelled for Non-Financial Reasons |
| 44 | 1 | 0 | 1 | 811 | 55 | 36 | 19 | 2.40% | 826 | 18 | 59% | 20% | 14% | 2 | 100% | 0 | 0 | 0 | 0% |

* - P - Priority Club. Cancellation Reasons: 1-Objectives/conduct, 2-Non-active club, 5-Non-existing club, 6-Disbanding, 7-Merger, 8-Financial Suspension, 9-District/Multiple District Dues.

** Red denotes below 15 active members.

*** Red denotes 20% + loss.

**** Y - all 3 (President, Secretary, Treasurer) club officers reported, N - not all 3 reported.

***** Abbreviation: N-New, IP-Immediate Past, R-Repeat.




Club Health Assessment for District 32 C through November 2025

| | | | Status | Membership | | | | | | Reports | | | | Finance | LCIF | |
|-------------------------------|--|--------------|-------------------------------------|-------------------------|-------------------|---------------------|---------------------|-------------------------|---------------------------------------|--------------------------------|--------------------------------|---------------------------------|-------------------|--------------------------------------|-----------------|---------------|
| Club Number | Club Name | Charter Date | Times in Status Quo in Past 2 Years | Current Member Count ** | YTD Members Added | YTD Members Dropped | YTD Net Growth% *** | Member Count 1 Year Ago | Dropped Members Avg.Length of Service | Months Since Membership Update | Current Officers Reported **** | Current President Repeated Term | VP Reported ***** | Last Date Reported Service (mm/yyyy) | Account Balance | YTD Donations |
| Clubs less than two years old | | | | | | | | | | | | | | | | |
| 157755 | Indian Land | 04/08/2024 | Active | 25 | 4 | 4 | 0.00% | 23 | 2 | 2 | Y | | N | 11/2025 | | \$1,000.00 |
| | Exc Award (06/30/2025) | | | | | | | | | | | | | | | |
| 156877 | Murrells Inlet Burgess Community | 12/20/2023 | Active | 25 | 2 | 2 | 0.00% | 32 | 2 | 0 | Y | 3 | N | 10/2025 | 90+ Days | |
| Clubs more than two years old | | | | | | | | | | | | | | | | |
| 11811 | AIKEN | 06/24/1935 | Active | 37 | 6 | 2 | 12.12% | 30 | 9 | 0 | Y | | R | 11/2025 | | \$100.00 |
| | Exc Award (06/30/2017, 06/30/2018, 06/30/2021, 06/30/2023) | | | | | | | | | | | | | | | |
| 56808 | AIKEN MID-DAY | 04/03/1995 | Cancelled(6*) | 0 | 0 | 0 | 0.00% | 17 | | 4 | N | None | | 09/2024 | | |
| | Exc Award (06/30/2021, 06/30/2022) | | | | | | | | | | | | | | | |
| 11873 | AYNOR | 01/23/1946 | Active | 30 | 0 | 0 | 0.00% | 31 | | 7 | N | None | | 05/2025 | 90+ Days | |
| | Exc Award (06/30/2023) | | | | | | | | | | | | | | | |
| 11815 | BARNWELL | 04/18/1946 | Active(1) | 8 | 0 | 0 | 0.00% | 8 | | 0 | N | | | 05/2022 | | |
| 11817 | BEAUFORT | 03/22/1946 | Active | 24 | 1 | 0 | 4.35% | 25 | | 1 | Y | | N | 11/2025 | | \$300.00 |
| | Exc Award (06/30/2020, 06/30/2022, 06/30/2023, 06/30/2024) | | | | | | | | | | | | | | | |
| 11875 | BETHUNE | 10/06/1952 | Active | 18 | 0 | 0 | 0.00% | 18 | | 13 | Y | 2 | N | 04/2019 | | |
| | Exc Award (06/30/2016) | | | | | | | | | | | | | | | |
| 153227 | Bluffton SC | 12/22/2022 | Active | 26 | 2 | 0 | 8.33% | 22 | | 2 | Y | 2 | R | 11/2025 | | \$200.00 |
| | Exc Award (06/30/2023) | | | | | | | | | | | | | | | |
| 11823 | BRUNSON | 11/20/1951 | Active | 13 | 0 | 0 | 0.00% | 13 | | 14 | N | None | N | 11/2021 | | |
| 11877 | CAMDEN | 09/04/1945 | Active | 16 | 2 | 6 | -20.00% | 22 | 14 | 2 | Y | 4 | R | 10/2025 | | |
| | Exc Award (06/30/2021, 06/30/2022) | | | | | | | | | | | | | | | |
| 11880 | CHERAW | 09/20/1945 | Active | 7 | 0 | 0 | 0.00% | 9 | | 10 | Y | 8 | R | 11/2025 | | |
| 59710 | CHESTERFIELD | 06/24/1997 | Active | 19 | 0 | 0 | 0.00% | 18 | | 10 | N | None | | 06/2025 | | |
| 11886 | CONWAY | 03/27/1939 | Active | 19 | 0 | 0 | 0.00% | 19 | | 4 | Y | 2 | N | 11/2025 | | \$100.00 |
| | Exc Award (06/30/2024) | | | | | | | | | | | | | | | |
| 11887 | DARLINGTON | 03/20/1945 | Active | 16 | 0 | 0 | 0.00% | 18 | | 5 | Y | | IP | 01/2025 | | |
| | Exc Award (06/30/2021) | | | | | | | | | | | | | | | |
| 11826 | DENMARK | 11/21/1935 | Status Quo(2) | 9 | 0 | 0 | 0.00% | 9 | | 0 | Y | 12 | | | 90+ Days | |
| 11889 | DILLON | 07/24/1936 | Active | 52 | 2 | 2 | 0.00% | 52 | 22 | 0 | Y | | N | 11/2025 | 90+ Days | |



Club Health Assessment for District 32 C through November 2025

|  | | | Status | Membership | | | | | | Reports | | | | Finance | LCIF | |
|--|-------------------------|--------------|-------------------------------------|-------------------------|-------------------|---------------------|---------------------|-------------------------|---------------------------------------|--------------------------------|--------------------------------|---------------------------------|-------------------|--------------------------------------|-----------------|---------------|
| Club Number | Club Name | Charter Date | Times in Status Quo in Past 2 Years | Current Member Count ** | YTD Members Added | YTD Members Dropped | YTD Net Growth% *** | Member Count 1 Year Ago | Dropped Members Avg.Length of Service | Months Since Membership Update | Current Officers Reported **** | Current President Repeated Term | VP Reported ***** | Last Date Reported Service (mm/yyyy) | Account Balance | YTD Donations |
| Exc Award (06/30/2021) | | | | | | | | | | | | | | | | |
| 11829 | EDISTO ISLAND | 06/12/1951 | Active | 101 | 4 | 3 | 1.00% | 95 | 1 | 0 | Y | 2 | R | 09/2024 | | |
| 11830 | EHRHARDT | 10/23/1951 | Active | 4 | 0 | 0 | 0.00% | 4 | | 13 | N | None | | 05/2022 | | |
| 11831 | ELLOREE | 02/08/1938 | Active(1) | 7 | 7 | 0 | 100.00% | 7 | | 3 | Y | | IP | 10/2025 | | |
| 11892 | FLORENCE | 12/10/1923 | Active | 38 | 0 | 2 | -5.00% | 39 | 2 | 1 | Y | 3 | N | 11/2025 | | |
| 11893 | FLORENCE EVENING | 03/01/1967 | Active | 15 | 0 | 0 | 0.00% | 13 | | 7 | Y | 2 | R | 10/2025 | | \$25.00 |
| Exc Award (06/30/2018, 06/30/2021, 06/30/2023, 06/30/2025) | | | | | | | | | | | | | | | | |
| 11834 | GEORGETOWN | 01/07/1946 | Active | 37 | 3 | 4 | -2.63% | 39 | 16 | 0 | Y | | N | 11/2025 | | \$500.00 |
| Exc Award (06/30/2019, 06/30/2020, 06/30/2021, 06/30/2022, 06/30/2023) | | | | | | | | | | | | | | | | |
| 11835 | GOOSE CREEK | 11/14/1968 | Active | 23 | 0 | 1 | -4.17% | 24 | 6 | 2 | Y | 3 | N | 11/2025 | | |
| Exc Award (06/30/2018, 06/30/2020) | | | | | | | | | | | | | | | | |
| 11897 | HARTSVILLE | 02/05/1945 | Active | 35 | 2 | 2 | 0.00% | 35 | 3 | 1 | Y | | N | 11/2025 | | \$1,050.00 |
| Exc Award (06/30/2016, 06/30/2018, 06/30/2019, 06/30/2020, 06/30/2021, 06/30/2022, 06/30/2024) | | | | | | | | | | | | | | | | |
| 48923 | HILTON HEAD ISLAND NOON | 10/03/1988 | Active | 19 | 0 | 1 | -5.00% | 20 | 4 | 4 | Y | 2 | R | 11/2025 | | \$1,105.00 |
| Exc Award (06/30/2018, 06/30/2021, 06/30/2022, 06/30/2023) | | | | | | | | | | | | | | | | |
| 11841 | JACKSON | 11/07/1951 | Active(1) | 9 | 0 | 1 | -10.00% | 10 | 4 | 0 | Y | 21 | | 03/2019 | | |
| 11899 | JOHNSONVILLE | 08/16/1951 | Active(1) | 17 | 0 | 0 | 0.00% | 17 | | 14 | N | None | | 12/2022 | | |
| 11900 | KERSHAW | 09/23/1940 | Active | 13 | 0 | 0 | 0.00% | 13 | | 14 | Y | 9 | R | 08/2023 | | |
| 11844 | KINGSTREE | 02/20/1946 | Active | 51 | 3 | 0 | 6.25% | 47 | | 1 | Y | | N | 11/2025 | | \$100.00 |
| Exc Award (06/30/2017, 06/30/2021, 06/30/2022, 06/30/2023, 06/30/2024) | | | | | | | | | | | | | | | | |
| 11903 | LANCASTER | 03/30/1933 | Active | 10 | 0 | 0 | 0.00% | 10 | | 1 | Y | | IP | 11/2025 | | |
| Exc Award (06/30/2023) | | | | | | | | | | | | | | | | |
| 122553 | Lee County | 06/19/2014 | Active | 32 | 2 | 5 | -8.57% | 35 | 4 | 3 | Y | 3 | | 11/2025 | 90+ Days | |
| Exc Award (06/30/2016, 06/30/2017) | | | | | | | | | | | | | | | | |
| 46637 | LITTLE RIVER | 11/26/1986 | Active | 26 | 1 | 0 | 4.00% | 30 | | 1 | Y | 2 | R | 10/2025 | | |
| Exc Award (06/30/2016, 06/30/2020, 06/30/2021, 06/30/2022) | | | | | | | | | | | | | | | | |
| 11847 | MANNING | 08/29/1940 | Active | 29 | 2 | 1 | 3.57% | 28 | 5 | 0 | Y | | N | 11/2025 | | |



Club Health Assessment for District 32 C through November 2025

| | | | Status | Membership | | | | | Reports | | | | | Finance | LCIF | |
|--|---------------------------------|--------------|-------------------------------------|-------------------------|-------------------|---------------------|---------------------|-------------------------|---------------------------------------|--------------------------------|--------------------------------|---------------------------------|-------------------|--------------------------------------|-----------------|---------------|
| Club Number | Club Name | Charter Date | Times in Status Quo in Past 2 Years | Current Member Count ** | YTD Members Added | YTD Members Dropped | YTD Net Growth% *** | Member Count 1 Year Ago | Dropped Members Avg.Length of Service | Months Since Membership Update | Current Officers Reported **** | Current President Repeated Term | VP Reported ***** | Last Date Reported Service (mm/yyyy) | Account Balance | YTD Donations |
| Exc Award (06/30/2017, 06/30/2020, 06/30/2021, 06/30/2022, 06/30/2023, 06/30/2025) | | | | | | | | | | | | | | | | |
| 11907 | MARION | 04/22/1932 | Active | 4 | 0 | 0 | 0.00% | 4 | | 12 | N | None | | 05/2022 | 90+ Days | \$200.00 |
| 28105 | MC BEE | 03/06/1974 | Active | 15 | 0 | 0 | 0.00% | 18 | | 5 | Y | | IP | 09/2023 | | |
| 11845 | MIDLAND VALLEY | 07/10/1941 | Active | 32 | 1 | 1 | 0.00% | 30 | 17 | 0 | Y | | N | 11/2025 | | |
| Exc Award (06/30/2018, 06/30/2021, 06/30/2023) | | | | | | | | | | | | | | | | |
| 11848 | MONCKS CORNER | 01/18/1945 | Active | 73 | 1 | 1 | 0.00% | 80 | 36 | 0 | Y | 2 | R | 11/2025 | | |
| Exc Award (06/30/2018, 06/30/2023, 06/30/2024) | | | | | | | | | | | | | | | | |
| 11908 | MULLINS | 12/21/1945 | Active | 16 | 0 | 0 | 0.00% | 17 | | 4 | Y | | | 06/2025 | | |
| Exc Award (06/30/2017, 06/30/2024) | | | | | | | | | | | | | | | | |
| 11909 | MYRTLE BEACH | 07/19/1952 | Active | 38 | 5 | 8 | -7.32% | 41 | 3 | 0 | Y | | N | 11/2025 | | \$1,100.00 |
| Exc Award (06/30/2017, 06/30/2021, 06/30/2022) | | | | | | | | | | | | | | | | |
| 11850 | NORTH AUGUSTA | 12/11/1935 | Active | 19 | 4 | 0 | 26.67% | 17 | | 1 | Y | 2 | | 10/2025 | | \$125.00 |
| Exc Award (06/30/2024) | | | | | | | | | | | | | | | | |
| 11911 | NORTH MYRTLE BEACH | 03/31/1949 | Active | 45 | 12 | 1 | 32.35% | 23 | 14 | 0 | Y | 2 | R | 11/2025 | | \$50.00 |
| Exc Award (06/30/2022, 06/30/2023, 06/30/2024) | | | | | | | | | | | | | | | | |
| 11912 | OLANTA | 04/21/1958 | Active | 10 | 0 | 0 | 0.00% | 10 | | 1 | Y | 5 | R | 07/2025 | 90+ Days | |
| 11852 | ORANGEBURG | 06/07/1922 | Active | 45 | 1 | 0 | 2.27% | 41 | | 1 | Y | | N | 11/2025 | | |
| Exc Award (06/30/2024) | | | | | | | | | | | | | | | | |
| 11913 | PAGELAND | 02/25/1952 | Active | 17 | 1 | 2 | -5.56% | 18 | 3 | 0 | Y | 12 | R | 07/2025 | | |
| Exc Award (06/30/2020, 06/30/2021) | | | | | | | | | | | | | | | | |
| 43475 | PAWLEYS ISLAND WACCAMAW NECK | 02/23/1984 | Active | 23 | 0 | 10 | -30.30% | 33 | 4 | 0 | Y | | | 05/2025 | | |
| Exc Award (06/30/2018, 06/30/2021, 06/30/2023) | | | | | | | | | | | | | | | | |
| 11918 | SOCIETY HILL | 06/19/1951 | Active | 12 | 0 | 0 | 0.00% | 11 | | 6 | Y | 4 | | 11/2025 | | |
| Exc Award (06/30/2019) | | | | | | | | | | | | | | | | |
| 11856 | ST GEORGE | 03/29/1946 | Active | 10 | 1 | 0 | 11.11% | 10 | | 1 | Y | 9 | | 10/2025 | | |
| Exc Award (06/30/2022) | | | | | | | | | | | | | | | | |
| 11862 | SUMMERTON | 01/31/1945 | Active | 12 | 0 | 0 | 0.00% | 12 | | 2 | Y | 3 | | 09/2024 | | |
| 11864 | SUMMERVILLE NOON | 04/02/1968 | Active | 38 | 1 | 1 | 0.00% | 37 | 2 | 1 | Y | | N | 11/2025 | | \$1,452.02 |



Club Health Assessment for District 32 C through November 2025

| | | | Status | Membership | | | | | Reports | | | | Finance | LCIF | | |
|--|-----------------------------|--------------|-------------------------------------|-------------------------|-------------------|---------------------|---------------------|-------------------------|---------------------------------------|--------------------------------|--------------------------------|---------------------------------|-------------------|--------------------------------------|-----------------|---------------|
| Club Number | Club Name | Charter Date | Times in Status Quo in Past 2 Years | Current Member Count ** | YTD Members Added | YTD Members Dropped | YTD Net Growth% *** | Member Count 1 Year Ago | Dropped Members Avg.Length of Service | Months Since Membership Update | Current Officers Reported **** | Current President Repeated Term | VP Reported ***** | Last Date Reported Service (mm/yyyy) | Account Balance | YTD Donations |
| Exc Award (06/30/2018, 06/30/2020, 06/30/2021, 06/30/2022, 06/30/2023, 06/30/2024, 06/30/2025) | | | | | | | | | | | | | | | | |
| 11865 | SUMTER | 04/06/1939 | Active | 12 | 0 | 0 | 0.00% | 12 | | 4 | Y | 2 | R | 11/2025 | | \$1,000.00 |
| 58992 | SUN CITY OKATIE | 01/15/1997 | Active | 56 | 1 | 0 | 1.82% | 63 | | 4 | Y | | N | 11/2025 | | |
| 43618 | SURFSIDE BEACH SOUTH STRAND | 03/19/1984 | Active | 21 | 0 | 1 | -4.55% | 22 | 2 | 0 | Y | | | 11/2025 | | \$1,000.00 |
| Exc Award (06/30/2017, 06/30/2021) | | | | | | | | | | | | | | | | |
| 11871 | WALTERBORO | 11/16/1935 | Active | 11 | 0 | 0 | 0.00% | 11 | | 5 | Y | 2 | R | 08/2025 | | |

Clubs Cancelled Previous Fiscal Year – Clubs Cancelled within last 12 months may be reinstated

| Club Number | Club Name | Charter Date | Current Status* | Cancellation Date |
|-------------|-------------------|--------------|-----------------|-------------------|
| 11813 | ANDREWS | 03/15/1945 | Cancelled(6*) | 03/29/2025 |
| 11832 | ESTILL | 05/14/1946 | Cancelled(8*) | 06/29/2025 |
| 11833 | FAIRFAX | 07/20/1937 | Cancelled(6*) | 06/29/2025 |
| 108676 | GREATER LAKE CITY | 06/17/2010 | Cancelled(6*) | 05/29/2025 |

| Current Total Clubs Count | YTD New Clubs Count | YTD Cancelled Clubs Count | YTD Net Club Gain | Current Total Members Count | YTD Add | YTD Drop | YTD Net Growth | YTD Net Growth % | Member Count 12 Months Ago | Average Member Count Per Club | % of Clubs with less than 20 members | % No Officer Report in 12 Months | % of Clubs with balance 90+ days | Number of Clubs in Status Quo | % Status Quo Clubs in Financial Suspension | Number of Cancelled Clubs | Average Cancelled Club Age | Members Lost Due to Cancellation | % of Clubs Cancelled for Non-Financial Reasons |
|---------------------------|---------------------|---------------------------|-------------------|-----------------------------|---------|----------|----------------|------------------|----------------------------|-------------------------------|--------------------------------------|----------------------------------|----------------------------------|-------------------------------|--|---------------------------|----------------------------|----------------------------------|--|
| 53 | 0 | 1 | -1 | 1,319 | 71 | 61 | 10 | 0.76% | 1,342 | 25 | 53% | 8% | 13% | 1 | 100% | 1 | 292 | 0 | 0% |

* - P - Priority Club. Cancellation Reasons: 1-Objectives/conduct, 2-Non-active club, 5-Non-existing club, 6-Disbanding, 7-Merger, 8-Financial Suspension, 9-District/Multiple District Dues.

** Red denotes below 15 active members.

*** Red denotes 20% + loss.

**** Y - all 3 (President, Secretary, Treasurer) club officers reported, N - not all 3 reported.

***** Abbreviation: N-New, IP-Immediate Past, R-Repeat.




Club Health Assessment for District 32 S through November 2025

| | | | Status | Membership | | | | | | Reports | | | | Finance | | LCIF |
|-------------------------------|--|--------------|-------------------------------------|-------------------------|-------------------|---------------------|---------------------|-------------------------|---------------------------------------|--------------------------------|--------------------------------|---------------------------------|-------------------|--------------------------------------|-----------------|---------------|
| Club Number | Club Name | Charter Date | Times in Status Quo in Past 2 Years | Current Member Count ** | YTD Members Added | YTD Members Dropped | YTD Net Growth% *** | Member Count 1 Year Ago | Dropped Members Avg.Length of Service | Months Since Membership Update | Current Officers Reported **** | Current President Repeated Term | VP Reported ***** | Last Date Reported Service (mm/yyyy) | Account Balance | YTD Donations |
| Clubs less than two years old | | | | | | | | | | | | | | | | |
| 182913 | Berea de Hispanos | 06/19/2025 | Active | 24 | 3 | 0 | 14.29% | 0 | | 2 | Y | 2 | | 10/2025 | | |
| 182703 | Middle Tyger Community | 06/20/2025 | Active | 23 | 0 | 0 | 0.00% | 0 | | 1 | Y | 2 | | 10/2025 | | |
| Clubs more than two years old | | | | | | | | | | | | | | | | |
| 11753 | ABBEVILLE Exc Award (06/30/2016, 06/30/2018) | 09/19/1935 | Active | 24 | 1 | 1 | 0.00% | 24 | 24 | 2 | Y | | N | 11/2025 | | \$200.00 |
| 11754 | ANDERSON Exc Award (06/30/2022) | 06/23/1922 | Active | 23 | 0 | 0 | 0.00% | 23 | | 12 | Y | | | 06/2025 | | |
| 11816 | BATESBURG LEESVILLE | 05/10/1927 | Active | 4 | 0 | 0 | 0.00% | 4 | | 17 | Y | 9 | | 10/2022 | | |
| 11757 | BELTON Exc Award (06/30/2022, 06/30/2023, 06/30/2024, 06/30/2025) | 07/11/1935 | Active | 35 | 3 | 1 | 6.06% | 28 | 7 | 1 | Y | | N | 11/2025 | | |
| 11758 | BEREA Exc Award (06/30/2023, 06/30/2024, 06/30/2025) | 12/15/1952 | Active(1) | 23 | 0 | 0 | 0.00% | 28 | | 2 | N | | IP | 11/2025 | | |
| 128137 | Blue Ridge Exc Award (06/30/2018, 06/30/2019, 06/30/2020, 06/30/2021, 06/30/2022, 06/30/2023, 06/30/2024, 06/30/2025) | 06/30/2016 | Active | 30 | 0 | 3 | -9.09% | 30 | 6 | 0 | Y | | N | 10/2025 | | \$50.00 |
| 11759 | BOILING SPRINGS L C Exc Award (06/30/2020, 06/30/2021, 06/30/2024) | 09/22/1972 | Active | 26 | 2 | 3 | -3.70% | 25 | 1 | 1 | Y | 2 | N | 11/2025 | 90+ Days | \$2,000.00 |
| 11879 | CAYCE WEST COLUMBIA | 07/22/1952 | Active | 21 | 1 | 0 | 5.00% | 21 | | 0 | Y | | N | 12/2024 | | |
| 136948 | Cherokee County United Exc Award (06/30/2019, 06/30/2022, 06/30/2023, 06/30/2024, 06/30/2025) | 12/19/2018 | Active | 23 | 0 | 0 | 0.00% | 25 | | 3 | Y | | R | 11/2024 | | |
| 11881 | CHESTER | 05/09/1934 | Active | 5 | 0 | 3 | -37.50% | 9 | 11 | 0 | N | | | 05/2025 | | |
| 11763 | CLEMSON | 11/02/1950 | Status Quo(3) | 11 | 1 | 6 | -31.25% | 16 | 38 | 0 | N | None | | 02/2023 | 90+ Days | |
| 11883 | COLUMBIA Exc Award (06/30/2021) | 04/11/1922 | Active(2) | 9 | 0 | 0 | 0.00% | 14 | | 5 | N | 6 | | 11/2025 | | |
| 128869 | Columbia Northwest Exc Award (06/30/2017, 06/30/2023) | 09/09/2016 | Active | 24 | 2 | 1 | 4.35% | 20 | 1 | 0 | Y | 6 | R | 11/2025 | | |
| 35170 | DACUSVILLE | 03/31/1978 | Active | 10 | 0 | 0 | 0.00% | 10 | | 22 | N | | | 08/2024 | | |



Club Health Assessment for District 32 S through November 2025

|  | | | Status | Membership | | | | | | Reports | | | | Finance | LCIF | |
|--|-------------------------|--------------|-------------------------------------|-------------------------|-------------------|---------------------|---------------------|-------------------------|---------------------------------------|--------------------------------|--------------------------------|---------------------------------|-------------------|--------------------------------------|-----------------|---------------|
| Club Number | Club Name | Charter Date | Times in Status Quo in Past 2 Years | Current Member Count ** | YTD Members Added | YTD Members Dropped | YTD Net Growth% *** | Member Count 1 Year Ago | Dropped Members Avg.Length of Service | Months Since Membership Update | Current Officers Reported **** | Current President Repeated Term | VP Reported ***** | Last Date Reported Service (mm/yyyy) | Account Balance | YTD Donations |
| Exc Award (06/30/2023) | | | Active | 59 | 5 | 2 | 5.36% | 61 | 11 | 1 | N | None | | 10/2025 | | |
| 59636 | DUE WEST | 06/09/1997 | | | | | | | | | | | | | | |
| Exc Award (06/30/2018, 06/30/2019, 06/30/2020, 06/30/2021, 06/30/2023, 06/30/2024) | | | Active | 27 | 0 | 2 | -6.90% | 28 | 4 | 3 | Y | | N | 03/2025 | | \$1,500.00 |
| 11766 | EASLEY | 03/15/1939 | | | | | | | | | | | | | | |
| Exc Award (06/30/2018, 06/30/2022, 06/30/2023) | | | Active | 8 | 1 | 0 | 14.29% | 6 | | 0 | Y | | | 06/2025 | | |
| 11895 | GAFFNEY | 04/02/1929 | | | | | | | | | | | | | | |
| 11896 | GREAT FALLS | 08/23/1945 | Active | 27 | 0 | 0 | 0.00% | 32 | | 3 | Y | 18 | R | 06/2025 | | |
| Exc Award (06/30/2022) | | | Active | 19 | 2 | 2 | 0.00% | 18 | 1 | 0 | Y | 2 | R | 10/2025 | | |
| 11861 | GREATER IRMO | 03/31/1967 | | | | | | | | | | | | | | |
| Exc Award (06/30/2022, 06/30/2024) | | | Active(2) | 9 | 0 | 0 | 0.00% | 8 | | 5 | N | | | 06/2025 | | |
| 11770 | GREENVILLE | 08/15/1922 | | | | | | | | | | | | | | |
| 11771 | GREENVILLE PLEASANTBURG | 05/01/1956 | Active | 6 | 1 | 0 | 20.00% | 5 | | 0 | Y | | N | 10/2025 | | |
| 117902 | GREENVILLE WEST END | 09/26/2012 | Active | 15 | 1 | 4 | -16.67% | 14 | 11 | 0 | Y | 3 | N | 11/2025 | | |
| Exc Award (06/30/2025) | | | Active | 46 | 2 | 0 | 4.55% | 47 | | 1 | Y | | N | 11/2025 | 90+ Days | \$1,750.00 |
| 11773 | GREENWOOD | 02/11/1929 | | | | | | | | | | | | | | |
| Exc Award (06/30/2018, 06/30/2019) | | | Active | 54 | 1 | 1 | 0.00% | 52 | 12 | 0 | Y | 2 | N | 10/2025 | | |
| 11774 | GREER | 01/29/1929 | | | | | | | | | | | | | | |
| Exc Award (06/30/2019, 06/30/2020, 06/30/2021, 06/30/2022, 06/30/2023) | | | Active | 31 | 0 | 2 | -6.06% | 33 | 5 | 2 | Y | | N | 09/2025 | | |
| 130725 | Greer Centennial | 04/21/2017 | | | | | | | | | | | | | | |
| Exc Award (06/30/2018, 06/30/2019, 06/30/2021, 06/30/2024) | | | Active | 16 | 0 | 0 | 0.00% | 16 | | 17 | N | None | N | 10/2025 | | |
| 11775 | HICKORY TAVERN | 05/21/1952 | | | | | | | | | | | | | | |
| 11777 | INMAN | 05/25/1951 | Active | 8 | 0 | 0 | 0.00% | 8 | | 12 | N | None | | 05/2025 | 90+ Days | |
| 11779 | JOANNA | 01/12/1956 | Active | 67 | 10 | 0 | 17.54% | 43 | | 2 | Y | | N | 10/2025 | 90+ Days | |
| Exc Award (06/30/2017, 06/30/2021, 06/30/2022, 06/30/2023, 06/30/2024, 06/30/2025) | | | Active | 26 | 0 | 1 | -3.70% | 24 | 1 | 3 | Y | | R | 06/2025 | | |
| 11781 | LANDRUM | 02/06/1959 | | | | | | | | | | | | | | |
| Exc Award (06/30/2021, 06/30/2023, 06/30/2025) | | | Active | 8 | 0 | 0 | 0.00% | 8 | | 9 | Y | 3 | | 10/2025 | | |
| 11782 | LAURENS | 08/03/1945 | | | | | | | | | | | | | | |




Club Health Assessment for District 32 S through November 2025

| | | | Status | Membership | | | | | | Reports | | | | Finance | | LCIF | |
|--|------------------------|--------------|-------------------------------------|-------------------------|-------------------|---------------------|---------------------|-------------------------|---------------------------------------|--------------------------------|--------------------------------|---------------------------------|-------------------|--------------------------------------|-----------------|---------------|---------|
| Club Number | Club Name | Charter Date | Times in Status Quo in Past 2 Years | Current Member Count ** | YTD Members Added | YTD Members Dropped | YTD Net Growth% *** | Member Count 1 Year Ago | Dropped Members Avg.Length of Service | Months Since Membership Update | Current Officers Reported **** | Current President Repeated Term | VP Reported ***** | Last Date Reported Service (mm/yyyy) | Account Balance | YTD Donations | |
| Exc Award (06/30/2022) | | | Active | 17 | 1 | 1 | 0.00% | 30 | 24 | 2 | Y | 2 | N | 11/2025 | 90+ Days | | |
| 11846 | LEXINGTON | 04/15/1927 | | | | | | | | | | | | | | | |
| Exc Award (06/30/2019, 06/30/2023, 06/30/2024) | | | | | | | | | | | | | | | | | |
| 11783 | LIBERTY | 04/23/1954 | | 14 | 0 | 0 | 0.00% | 14 | | 17 | Y | | R | 10/2025 | | | |
| Exc Award (06/30/2023) | | | | | | | | | | | | | | | | | |
| 11784 | MAULDIN | 01/16/1967 | | 11 | 0 | 1 | -8.33% | 14 | 44 | 3 | Y | | N | 09/2025 | | | |
| 11785 | MC CORMICK | 10/17/1928 | | Active | 29 | 0 | 0 | 0.00% | 45 | | 5 | Y | | R | | | 11/2025 |
| Exc Award (06/30/2022) | | | | | | | | | | | | | | | | | |
| 11910 | NEWBERRY | 10/30/1928 | | Active | 9 | 0 | 0 | 0.00% | 8 | | 6 | Y | 8 | N | | | 02/2025 |
| 11786 | NINETY SIX | 01/10/1945 | | Active | 23 | 2 | 1 | 4.55% | 24 | 4 | 2 | Y | | N | | | 10/2025 |
| Exc Award (06/30/2023) | | | Active | 6 | 0 | 0 | 0.00% | 11 | | 6 | N | None | | 09/2024 | | | |
| Exc Award (06/30/2022) | | | | | | | | | | | | | | | | | |
| 11790 | PICKENS | 07/16/1936 | | 4 | 0 | 0 | 0.00% | 4 | | 24 | N | None | | 10/2023 | | | |
| 11791 | PIEDMONT | 05/15/1952 | | Active | 40 | 0 | 2 | -4.76% | 43 | 18 | 0 | Y | | N | | | 10/2025 |
| Exc Award (06/30/2022, 06/30/2023, 06/30/2024) | | | | | | | | | | | | | | | | | |
| 30466 | RIVER HILLS LAKE WYLIE | 03/28/1975 | | Active | 136 | 2 | 6 | -2.86% | 141 | 6 | 0 | Y | | N | | | 11/2025 |
| Exc Award (06/30/2016, 06/30/2023, 06/30/2024) | | | | | | | | | | | | | | | | | |
| 11915 | ROCK HILL | 04/29/1929 | | Active | 11 | 0 | 0 | 0.00% | 8 | | 2 | Y | | IP | | | 11/2025 |
| 11794 | SALEM | 10/17/1966 | | Active | 45 | 2 | 0 | 4.65% | 43 | | 0 | Y | | N | | | 08/2025 |
| Exc Award (06/30/2021, 06/30/2022, 06/30/2023) | | | | Active(1) | 13 | 0 | 0 | 0.00% | 13 | | 5 | N | None | | | | 05/2024 |
| Exc Award (06/30/2023) | | | | | | | | | | | | | | | | | |
| 11796 | SENECA | 01/25/1945 | Active | | 16 | 0 | 0 | 0.00% | 18 | | 7 | Y | 2 | R | 07/2025 | | |
| Exc Award (06/30/2023) | | | | | | | | | | | | | | | | | |
| 11798 | SLATER MARIETTA | 02/19/1951 | Active | | 28 | 0 | 0 | 0.00% | 28 | | 3 | Y | | N | 05/2025 | | |
| 142574 | South Carolina Cyber | 08/21/2020 | Status Quo(2) | | 5 | 0 | 12 | -70.59% | 17 | 6 | 4 | N | None | | 05/2025 | | |
| Exc Award (06/30/2021) | | | | | | | | | | | | | | | | | |
| 11799 | SPARTANBURG | 05/23/1922 | Active | | 53 | 0 | 0 | 0.00% | 61 | | 5 | Y | 2 | R | 06/2025 | | |
| Exc Award (06/30/2019, 06/30/2021) | | | | | | | | | | | | | | | | | |



Club Health Assessment for District 32 S through November 2025

|  | | | Status | Membership | | | | | | Reports | | | | Finance | LCIF | |
|--|--|--------------|-------------------------------------|-------------------------|-------------------|---------------------|---------------------|-------------------------|---------------------------------------|--------------------------------|--------------------------------|---------------------------------|-------------------|--------------------------------------|-----------------|---------------|
| Club Number | Club Name | Charter Date | Times in Status Quo in Past 2 Years | Current Member Count ** | YTD Members Added | YTD Members Dropped | YTD Net Growth% *** | Member Count 1 Year Ago | Dropped Members Avg.Length of Service | Months Since Membership Update | Current Officers Reported **** | Current President Repeated Term | VP Reported ***** | Last Date Reported Service (mm/yyyy) | Account Balance | YTD Donations |
| 111089 | SPARTANBURG SOUTHSIDE | 05/17/2011 | Active | 124 | 7 | 4 | 2.48% | 106 | 4 | 0 | Y | | N | 10/2025 | | \$51.00 |
| | Exc Award (06/30/2019, 06/30/2021, 06/30/2022, 06/30/2025) | | | | | | | | | | | | | | | |
| 11801 | TAYLORS | 10/19/1950 | Active | 43 | 2 | 3 | -2.27% | 37 | 4 | 1 | Y | 2 | | 10/2025 | | |
| | Exc Award (06/30/2022, 06/30/2024, 06/30/2025) | | | | | | | | | | | | | | | |
| 29111 | TEGA CAY | 04/15/1974 | Active | 76 | 18 | 1 | 28.81% | 47 | 1 | 0 | Y | | N | 11/2025 | | \$100.00 |
| | Exc Award (06/30/2017, 06/30/2020, 06/30/2024, 06/30/2025) | | | | | | | | | | | | | | | |
| 11802 | THE MATHEWS | 01/28/1952 | Active | 42 | 16 | 8 | 23.53% | 31 | 2 | 0 | Y | | N | 09/2025 | | \$1,650.00 |
| | Exc Award (06/30/2018, 06/30/2019, 06/30/2021, 06/30/2022, 06/30/2023, 06/30/2024, 06/30/2025) | | | | | | | | | | | | | | | |
| 59788 | TRAVELERS REST | 06/26/1997 | Active | 11 | 0 | 0 | 0.00% | 11 | | 17 | Y | 5 | | 08/2024 | | |
| 11920 | UNION | 08/26/1936 | Active | 21 | 0 | 2 | -8.70% | 24 | 25 | 3 | Y | | N | 11/2025 | | |
| | Exc Award (06/30/2020, 06/30/2022, 06/30/2023) | | | | | | | | | | | | | | | |
| 11805 | WALHALLA | 07/17/1945 | Status Quo(2) | 5 | 0 | 0 | 0.00% | 5 | | 21 | N | None | | 01/2025 | 90+ Days | |
| 11806 | WARE SHOALS | 01/15/1945 | Active | 16 | 0 | 0 | 0.00% | 16 | | 1 | Y | | N | 11/2025 | | |
| 11922 | WINNSBORO | 05/22/1935 | Active | 36 | 1 | 6 | -12.20% | 42 | 6 | 1 | Y | | N | 11/2025 | 90+ Days | \$300.00 |
| | Exc Award (06/30/2020, 06/30/2021, 06/30/2022, 06/30/2023) | | | | | | | | | | | | | | | |
| 130008 | Woodruff Centennial | 02/14/2017 | Active | 7 | 0 | 0 | 0.00% | 8 | | 9 | N | | | 11/2024 | | |
| | Exc Award (06/30/2021) | | | | | | | | | | | | | | | |


Clubs Cancelled Previous Fiscal Year – Clubs Cancelled within last 12 months may be reinstated

| Club Number | Club Name | Charter Date | Current Status* | Cancellation Date |
|-------------|--------------------|--------------|-----------------|-------------------|
| 150816 | Blue Ridge History | 05/17/2022 | Cancelled(8*) | 12/30/2024 |

| Current Total Clubs Count | YTD New Clubs Count | YTD Cancelled Clubs Count | YTD Net Club Gain | Current Total Members Count | YTD Add | YTD Drop | YTD Net Growth | YTD Net Growth % | Member Count 12 Months Ago | Average Member Count Per Club | % of Clubs with less than 20 members | % No Officer Report in 12 Months | % of Clubs with balance 90+ days | Number of Clubs in Status Quo | % Status Quo Clubs in Financial Suspension | Number of Cancelled Clubs | Average Cancelled Club Age | Members Lost Due to Cancellation | % of Clubs Cancelled for Non-Financial Reasons |
|---------------------------|---------------------|---------------------------|-------------------|-----------------------------|---------|----------|----------------|------------------|----------------------------|-------------------------------|--------------------------------------|----------------------------------|----------------------------------|-------------------------------|--|---------------------------|----------------------------|----------------------------------|--|
| 59 | 0 | 0 | 0 | 1,582 | 87 | 79 | 8 | 0.51% | 1,529 | 27 | 46% | 8% | 17% | 3 | 100% | 0 | 0 | 0 | 0% |



Club Health Assessment for District 32 S through November 2025

|  | | | | | | | | | | | | | | | | |
|--|-----------|--------------|-------------------------------------|-------------------------|-------------------|---------------------|---------------------|-------------------------|---------------------------------------|--------------------------------|--------------------------------|---------------------------------|-------------------|--------------------------------------|-----------------|---------------|
| Club Number | Club Name | Charter Date | Status | Membership | | | | | Reports | | | | Finance | LCIF | | |
| | | | Times in Status Quo in Past 2 Years | Current Member Count ** | YTD Members Added | YTD Members Dropped | YTD Net Growth% *** | Member Count 1 Year Ago | Dropped Members Avg.Length of Service | Months Since Membership Update | Current Officers Reported **** | Current President Repeated Term | VP Reported ***** | Last Date Reported Service (mm/yyyy) | Account Balance | YTD Donations |

* - P - Priority Club. Cancellation Reasons: 1-Objectives/conduct, 2-Non-active club, 5-Non-existing club, 6-Disbanding, 7-Merger, 8-Financial Suspension, 9-District/Multiple District Dues.

** Red denotes below 15 active members.

*** Red denotes 20% + loss.

**** Y - all 3 (President, Secretary, Treasurer) club officers reported, N - not all 3 reported.

***** Abbreviation: N-New, IP-Immediate Past, R-Repeat.




Club Health Assessment for District 34 A through November 2025

| | | | Status | Membership | | | | | | Reports | | | | Finance | | LCIF |
|--|-------------------|--------------|-------------------------------------|-------------------------|-------------------|---------------------|---------------------|-------------------------|---------------------------------------|--------------------------------|--------------------------------|---------------------------------|-------------------|--------------------------------------|-----------------|---------------|
| Club Number | Club Name | Charter Date | Times in Status Quo in Past 2 Years | Current Member Count ** | YTD Members Added | YTD Members Dropped | YTD Net Growth% *** | Member Count 1 Year Ago | Dropped Members Avg.Length of Service | Months Since Membership Update | Current Officers Reported **** | Current President Repeated Term | VP Reported ***** | Last Date Reported Service (mm/yyyy) | Account Balance | YTD Donations |
| Clubs less than two years old | | | | | | | | | | | | | | | | |
| 183225 | Etowah County | 07/15/2025 | Active | 22 | 24 | 2 | 100.00% | 0 | 0 | 4 | Y | | N | | | |
| 188269 | Lexington AL | 08/01/2025 | Active | 45 | 47 | 2 | 100.00% | 0 | 0 | 0 | Y | | N | 11/2025 | | |
| 180918 | Owens Cross Roads | 05/21/2025 | Active | 26 | 6 | 0 | 30.00% | 0 | | 4 | Y | 2 | N | 06/2025 | | |
| Clubs more than two years old | | | | | | | | | | | | | | | | |
| 12182 | ATHENS | 11/10/1943 | Active | 85 | 8 | 3 | 6.25% | 78 | 11 | 0 | Y | | R | 11/2025 | 90+ Days | \$5,746.00 |
| 12222 | BLOUNTSVILLE | 10/30/1951 | Active | 18 | 1 | 0 | 5.88% | 18 | | 1 | Y | | N | 07/2024 | | |
| 12224 | BRIDGEPORT | 02/02/1955 | Active | 17 | 0 | 0 | 0.00% | 17 | | 5 | Y | 12 | | 07/2024 | | |
| 12184 | BRILLIANT | 02/19/1946 | Active | 17 | 0 | 0 | 0.00% | 17 | | 21 | Y | 8 | | 09/2024 | 90+ Days | \$200.00 |
| 12225 | CENTRE | 02/25/1938 | Active | 38 | 0 | 0 | 0.00% | 38 | | 1 | Y | 2 | R | 06/2025 | | |
| Exc Award (06/30/2023) | | | | | | | | | | | | | | | | |
| 12185 | CHEROKEE | 09/01/1948 | Active | 28 | 2 | 0 | 7.69% | 25 | | 2 | Y | 4 | R | 09/2025 | | |
| Exc Award (06/30/2023) | | | | | | | | | | | | | | | | |
| 12187 | CULLMAN | 09/28/1954 | Active | 134 | 8 | 2 | 4.69% | 132 | 42 | 2 | Y | | N | 11/2025 | | \$565.00 |
| 12188 | DECATUR | 08/10/1938 | Active | 23 | 0 | 1 | -4.17% | 25 | 37 | 0 | Y | | N | 08/2024 | | \$1,000.00 |
| 12190 | DOUBLE SPRINGS | 10/28/1947 | Active | 9 | 0 | 1 | -10.00% | 9 | 38 | 1 | N | 7 | | 08/2024 | | |
| 30506 | ELKMONT | 04/08/1975 | Active | 25 | 1 | 1 | 0.00% | 26 | 6 | 2 | Y | | N | 08/2024 | | |
| 53776 | EVA | 11/02/1992 | Active | 17 | 0 | 0 | 0.00% | 17 | | 5 | N | | N | 10/2024 | | |
| 45880 | FAIRVIEW | 03/03/1986 | Active | 10 | 0 | 0 | 0.00% | 10 | | 15 | Y | 11 | R | 10/2024 | | |
| 12191 | FALKVILLE | 10/20/1949 | Active | 16 | 0 | 0 | 0.00% | 14 | | 10 | Y | 16 | N | 07/2025 | | |
| Exc Award (06/30/2023) | | | | | | | | | | | | | | | | |
| 12192 | FLORENCE DOWNTOWN | 06/10/1938 | P- Status Quo(2) | 2 | 0 | 0 | 0.00% | 0 | | 6 | Y | 2 | | 10/2025 | 90+ Days | |
| 12226 | FORT PAYNE | 01/06/1948 | Active | 49 | 6 | 2 | 8.89% | 49 | 5 | 0 | Y | | N | 10/2025 | 90+ Days | \$1,346.50 |
| Exc Award (06/30/2018, 06/30/2022, 06/30/2023) | | | | | | | | | | | | | | | | |
| 12227 | GADSDEN | 07/31/1930 | Active | 8 | 0 | 0 | 0.00% | 10 | | 4 | Y | | N | 06/2025 | | \$450.00 |
| Exc Award (06/30/2024) | | | | | | | | | | | | | | | | |
| 12232 | GUNTERSVILLE | 08/26/1930 | Active | 26 | 2 | 5 | -10.34% | 32 | 2 | 1 | Y | 2 | R | 08/2024 | | \$184.00 |
| 12233 | GURLEY | 09/23/1948 | Active | 11 | 0 | 2 | -15.38% | 13 | 38 | 2 | Y | 11 | R | 03/2025 | | |



Club Health Assessment for District 34 A through November 2025


|  | | | Status | Membership | | | | | Reports | | | | Finance | | LCIF | | |
|--|------------------------|--------------|-------------------------------------|-------------------------|-------------------|---------------------|---------------------|-------------------------|---------------------------------------|--------------------------------|--------------------------------|---------------------------------|-------------------|--------------------------------------|-----------------|---------------|----------|
| Club Number | Club Name | Charter Date | Times in Status Quo in Past 2 Years | Current Member Count ** | YTD Members Added | YTD Members Dropped | YTD Net Growth% *** | Member Count 1 Year Ago | Dropped Members Avg.Length of Service | Months Since Membership Update | Current Officers Reported **** | Current President Repeated Term | VP Reported ***** | Last Date Reported Service (mm/yyyy) | Account Balance | YTD Donations | |
| 12197 | HALEYVILLE | 10/29/1929 | Status Quo(1) | 17 | 0 | 0 | 0.00% | 17 | | 28 | N | | N | 02/2025 | 90+ Days | | |
| 12199 | HANCEVILLE | 03/04/1955 | | Active | 12 | 0 | 0 | 0.00% | 15 | | 5 | Y | 2 | N | | 11/2025 | \$20.00 |
| 12235 | HOKES BLUFF | 02/09/1965 | | Active | 21 | 0 | 0 | 0.00% | 22 | | 8 | Y | | R | | 07/2024 | |
| 59212 | HOKES BLUFF TAWANNAH | 03/21/1997 | | Active | 39 | 0 | 0 | 0.00% | 45 | | 3 | Y | | N | | 07/2024 | \$750.00 |
| 12201 | HOLLY POND | 03/08/1965 | | Active | 15 | 0 | 0 | 0.00% | 19 | | 8 | Y | 2 | | | 02/2025 | |
| 12237 | HUNTSVILLE PACESETTERS | 12/10/1969 | Active | 17 | 0 | 0 | 0.00% | 15 | | 8 | Y | 2 | R | 12/2024 | | | |
| Exc Award (06/30/2023) | | | | | | | | | | | | | | | | | |
| 35546 | HUNTSVILLE VON BRAUN | 05/22/1978 | Active | 89 | 5 | 5 | 0.00% | 69 | 11 | 1 | Y | | N | 11/2025 | | \$1,000.00 | |
| Exc Award (06/30/2023) | | | | | | | | | | | | | | | | | |
| 12202 | KILLEN | 11/23/1957 | Active | 20 | 1 | 0 | 5.26% | 19 | | 1 | Y | 3 | | 09/2024 | | \$2,000.00 | |
| 143690 | Madison Area Family | 12/16/2020 | Active | 33 | 5 | 0 | 17.86% | 27 | | 0 | Y | | N | 11/2025 | | \$150.00 | |
| 150436 | Marshall County Area | 04/05/2022 | Active | 45 | 1 | 0 | 2.27% | 49 | | 4 | N | 3 | | 07/2025 | 90+ Days | | |
| 12206 | MOULTON | 11/19/1943 | Active | 38 | 3 | 1 | 5.56% | 35 | 2 | 2 | N | | N | 05/2025 | | \$6,000.00 | |
| Exc Award (06/30/2019, 06/30/2021, 06/30/2023, 06/30/2024) | | | | | | | | | | | | | | | | | |
| 12239 | NEW HOPE | 09/28/1948 | Active | 20 | 0 | 0 | 0.00% | 29 | | 6 | N | None | | 10/2024 | | | |
| 12246 | RAINBOW CITY | 05/10/1954 | Active | 11 | 0 | 1 | -8.33% | 12 | 6 | 1 | Y | 11 | R | 08/2024 | 90+ Days | | |
| 12247 | RAINSVILLE | 02/16/1971 | Active | 13 | 1 | 0 | 8.33% | 15 | | 3 | Y | 4 | N | 08/2024 | 90+ Days | | |
| 43347 | RED BAY | 01/13/1984 | Active | 12 | 0 | 0 | 0.00% | 12 | | 13 | Y | 12 | N | 04/2025 | | | |
| 84943 | RUSSELLVILLE | 03/02/2005 | Active | 8 | 0 | 0 | 0.00% | 8 | | 61 | N | None | | 10/2024 | | | |
| 12248 | SCOTTSBORO | 07/20/1938 | Active | 47 | 6 | 6 | 0.00% | 49 | 6 | 0 | Y | | N | 11/2025 | | \$1,116.65 | |
| Exc Award (06/30/2024) | | | | | | | | | | | | | | | | | |
| 151280 | Shoals Area | 06/20/2022 | Active | 12 | 1 | 2 | -7.69% | 12 | 1 | 3 | Y | | | 11/2025 | | | |
| 12214 | TUSCUMBIA | 08/27/1954 | Active | 7 | 0 | 0 | 0.00% | 7 | | 17 | Y | 4 | | 08/2024 | | | |
| 12216 | WINFIELD | 06/26/1939 | Active | 14 | 2 | 0 | 16.67% | 16 | | 3 | Y | | | 12/2024 | | | |

Clubs Cancelled Previous Fiscal Year – Clubs Cancelled within last 12 months may be reinstated

| Club Number | Club Name | Charter Date | Current Status* | Cancellation Date |
|-------------|-----------|--------------|-----------------|-------------------|
| 110046 | HAMILTON | 01/10/2011 | Cancelled(6*) | 03/29/2025 |



Club Health Assessment for District 34 A through November 2025

| <div>Club NumberClub NameCharter Date</div> | | | | | | Status | | Membership | | | | | Reports | | | | Finance | | LCIF |
|---|---------------------|---------------------------|-------------------|-----------------------------|---------|-------------------------------------|-------------------------|----------------------------|-------------------------------|--------------------------------------|----------------------------------|---------------------------------------|--------------------------------|--|---------------------------------|----------------------------|--------------------------------------|--|---------------|
| | | | | | | Times in Status Quo in Past 2 Years | Current Member Count ** | YTD Members Added | YTD Members Dropped | YTD Net Growth*** | Member Count 1 Year Ago | Dropped Members Avg.Length of Service | Months Since Membership Update | Current Officers Reported **** | Current President Repeated Term | VP Reported ***** | Last Date Reported Service (mm/yyyy) | Account Balance | YTD Donations |
| Current Total Clubs Count | YTD New Clubs Count | YTD Cancelled Clubs Count | YTD Net Club Gain | Current Total Members Count | YTD Add | YTD Drop | YTD Net Growth | Member Count 12 Months Ago | Average Member Count Per Club | % of Clubs with less than 20 members | % No Officer Report in 12 Months | % of Clubs with balance 90+ days | Number of Clubs in Status Quo | % Status Quo Clubs in Financial Suspension | Number of Cancelled Clubs | Average Cancelled Club Age | Members Lost Due to Cancellation | % of Clubs Cancelled for Non-Financial Reasons | |
| 41 | 2 | 0 | 2 | 1,116 | 130 | 36 | 94 | 9.20% | 1,022 | 27 | 51% | 0% | 22% | 2 | 100% | 0 | 0 | 0 | 0% |

* - P - Priority Club. Cancellation Reasons: 1-Objectives/conduct, 2-Non-active club, 5-Non-existing club, 6-Disbanding, 7-Merger, 8-Financial Suspension, 9-District/Multiple District Dues.

** Red denotes below 15 active members.

*** Red denotes 20% + loss.

**** Y - all 3 (President, Secretary, Treasurer) club officers reported, N - not all 3 reported.

***** Abbreviation: N-New, IP-Immediate Past, R-Repeat.



Club Health Assessment for District 34 B through November 2025

| | | | Status | Membership | | | | | Reports | | | | Finance | | LCIF | |
|------------------------------------|-----------------------|--------------|-------------------------------------|-------------------------|-------------------|---------------------|---------------------|-------------------------|---------------------------------------|--------------------------------|--------------------------------|---------------------------------|-------------------|--------------------------------------|-----------------|---------------|
| Club Number | Club Name | Charter Date | Times in Status Quo in Past 2 Years | Current Member Count ** | YTD Members Added | YTD Members Dropped | YTD Net Growth% *** | Member Count 1 Year Ago | Dropped Members Avg.Length of Service | Months Since Membership Update | Current Officers Reported **** | Current President Repeated Term | VP Reported ***** | Last Date Reported Service (mm/yyyy) | Account Balance | YTD Donations |
| Clubs less than two years old | | | | | | | | | | | | | | | | |
| 182666 | Jasper | 06/19/2025 | Active | 21 | 0 | 0 | 0.00% | 0 | | 4 | Y | 2 | | | | |
| 189995 | Oxford Alabama | 09/11/2025 | Newly Chartered | 33 | 33 | 0 | 100.00% | 0 | | 0 | Y | | N | 11/2025 | | \$200.00 |
| Clubs more than two years old | | | | | | | | | | | | | | | | |
| 12252 | ADAMSVILLE-FORESTDALE | 10/17/1947 | Active | 26 | 4 | 0 | 18.18% | 28 | | 3 | Y | 2 | N | 05/2025 | 90+ Days | |
| 59933 | ALABASTER | 09/08/1997 | Active(1) | 16 | 0 | 0 | 0.00% | 18 | | 1 | Y | 2 | | 09/2024 | | \$100.00 |
| 12329 | ALEXANDER CITY | 01/05/1938 | Active | 26 | 0 | 0 | 0.00% | 26 | | 16 | N | 2 | | 09/2024 | 90+ Days | |
| 12219 | ANNISTON | 04/03/1947 | Active | 61 | 4 | 2 | 3.39% | 49 | 3 | 1 | Y | | N | 11/2025 | | \$600.00 |
| Exc Award (06/30/2025) | | | | | | | | | | | | | | | | |
| 12331 | AUBURN | 01/24/1928 | Active | 28 | 0 | 0 | 0.00% | 28 | | 7 | Y | 2 | | 08/2025 | | |
| 12333 | AUTAUGAVILLE | 08/13/1951 | Active | 26 | 2 | 0 | 8.33% | 26 | | 2 | Y | | N | 09/2024 | 90+ Days | |
| 12335 | CLANTON | 02/27/1947 | Active | 56 | 4 | 0 | 7.69% | 52 | | 4 | Y | | N | 09/2024 | | |
| 42535 | CLANTON EVENING | 04/04/1983 | Active | 15 | 0 | 0 | 0.00% | 15 | | 6 | Y | | N | 09/2024 | | |
| 12305 | FAYETTE | 03/25/1938 | Active | 10 | 0 | 0 | 0.00% | 10 | | 16 | Y | 15 | | 08/2025 | | |
| 12307 | GREENSBORO | 08/05/1955 | Active | 16 | 0 | 0 | 0.00% | 16 | | 11 | N | 9 | | 09/2024 | | |
| 122984 | Helena | 08/21/2014 | Active | 7 | 1 | 0 | 16.67% | 5 | | 2 | Y | 2 | | 07/2025 | | |
| Exc Award (06/30/2016) | | | | | | | | | | | | | | | | |
| 12278 | HOOVER | 09/19/1966 | Active | 12 | 0 | 0 | 0.00% | 12 | | 5 | Y | 3 | | 03/2025 | | \$200.00 |
| Exc Award (06/30/2023) | | | | | | | | | | | | | | | | |
| 12340 | HUGULEY | 05/16/1957 | Active | 8 | 0 | 0 | 0.00% | 8 | | 41 | N | 16 | | 09/2024 | | |
| 126940 | Jemison | 03/02/2016 | Active(1) | 11 | 0 | 2 | -15.38% | 14 | 1 | 3 | Y | 7 | | 08/2025 | | |
| 12281 | LEEDS | 10/16/1947 | Active | 17 | 0 | 1 | -5.56% | 19 | 16 | 0 | Y | 6 | R | 09/2024 | | |
| 61563 | MOODY | 03/01/1999 | Active | 20 | 0 | 0 | 0.00% | 20 | | 4 | N | 2 | | 09/2024 | | |
| 12316 | NORTHPORT | 01/13/1955 | Active | 48 | 6 | 1 | 11.63% | 41 | 59 | 0 | Y | | N | 11/2025 | 90+ Days | |
| Exc Award (06/30/2023, 06/30/2024) | | | | | | | | | | | | | | | | |
| 12317 | NORTHSIDE L C | 04/30/1973 | Active | 22 | 0 | 2 | -8.33% | 26 | 25 | 1 | Y | 4 | N | 09/2024 | | |
| 12318 | OAKMAN | 11/06/1961 | Active | 28 | 0 | 0 | 0.00% | 26 | | 7 | Y | 3 | | 09/2024 | | |
| 12345 | OPELIKA | 09/16/1947 | Active | 12 | 1 | 0 | 9.09% | 14 | | 3 | Y | 2 | N | 09/2024 | 90+ Days | \$1,000.00 |



Club Health Assessment for District 34 B through November 2025

| | | | | | | Status | | | | Membership | | | | | Reports | | | | Finance | | LCIF |
|---------------------------|------------------------|---------------------------|-------------------|-----------------------------|---------|-------------------------------------|-------------------------|----------------------------|-------------------------------|--------------------------------------|----------------------------------|---------------------------------------|--------------------------------|--|---------------------------------|----------------------------|--------------------------------------|--|---------------|--|------|
| | | | | | | Times in Status Quo in Past 2 Years | Current Member Count ** | YTD Members Added | YTD Members Dropped | YTD Net Growth% *** | Member Count 1 Year Ago | Dropped Members Avg.Length of Service | Months Since Membership Update | Current Officers Reported **** | Current President Repeated Term | VP Reported ***** | Last Date Reported Service (mm/yyyy) | Account Balance | YTD Donations | | |
| Club Number | Club Name | Charter Date | | | | | | | | | | | | | | | | | | | |
| 49080 | OXFORD | 12/12/1988 | Cancelled(6*) | 0 | 2 | 3 | -100.00% | 9 | 12 | 0 | N | None | | 09/2025 | 90+ Days | \$100.00 | | | | | |
| | Exc Award (06/30/2023) | | | | | | | | | | | | | | | | | | | | |
| 12348 | PRATTVILLE | 02/06/1936 | Active | 56 | 2 | 3 | -1.75% | 54 | 23 | 1 | Y | 2 | R | 08/2025 | | \$2,000.00 | | | | | |
| | Exc Award (06/30/2023) | | | | | | | | | | | | | | | | | | | | |
| 12349 | REELTOWNLIBERTY CITY | 02/18/1952 | Active | 13 | 1 | 1 | 0.00% | 13 | 58 | 2 | N | 9 | | 09/2024 | | | | | | | |
| 126206 | Sylacauga | 11/20/2015 | Active | 19 | 0 | 0 | 0.00% | 23 | | 4 | N | 10 | | 09/2024 | | | | | | | |
| 12357 | TALLADEGA | 12/10/1937 | Active | 17 | 0 | 0 | 0.00% | 14 | | 7 | Y | | N | 09/2024 | | | | | | | |
| 150632 | Talladega Samaritan | 05/04/2022 | Cancelled(6*) | 0 | 0 | 16 | -100.00% | 0 | 1 | 1 | N | None | | 04/2025 | | | | | | | |
| 12358 | TALLASSEE | 05/09/1939 | Active | 18 | 3 | 0 | 20.00% | 20 | | 2 | N | 2 | | 04/2025 | 90+ Days | | | | | | |
| 146813 | Trussville Area | 06/29/2021 | Active(1) | 7 | 2 | 0 | 40.00% | 5 | | 2 | Y | 3 | R | 04/2025 | 90+ Days | | | | | | |
| 39013 | VALLEY | 10/31/1980 | Active | 15 | 0 | 0 | 0.00% | 14 | | 5 | Y | 20 | R | 09/2024 | | | | | | | |
| 12264 | VESTAVIA HILLS | 05/11/1955 | Active | 10 | 0 | 0 | 0.00% | 11 | | 4 | N | 2 | | 09/2024 | 90+ Days | | | | | | |
| 51738 | WEAVER | 06/07/1991 | Active(1) | 12 | 4 | 0 | 50.00% | 10 | | 1 | N | 16 | | 09/2024 | 90+ Days | | | | | | |
| 141083 | West Elmore Area | 03/10/2020 | Active | 19 | 0 | 0 | 0.00% | 19 | | 15 | N | 2 | | 10/2025 | | | | | | | |
| 12286 | WEST HOMEWOOD | 11/14/1956 | Active | 14 | 0 | 0 | 0.00% | 14 | | 42 | N | 2 | | 09/2024 | | | | | | | |
| 12359 | WETUMPKA | 02/09/1928 | Active | 37 | 1 | 2 | -2.63% | 36 | 3 | 1 | Y | 2 | N | 09/2024 | | | | | | | |
| Current Total Clubs Count | YTD New Clubs Count | YTD Cancelled Clubs Count | YTD Net Club Gain | Current Total Members Count | YTD Add | YTD Drop | YTD Net Growth % | Member Count 12 Months Ago | Average Member Count Per Club | % of Clubs with less than 20 members | % No Officer Report in 12 Months | % of Clubs with balance 90+ days | Number of Clubs in Status Quo | % Status Quo Clubs in Financial Suspension | Number of Cancelled Clubs | Average Cancelled Club Age | Members Lost Due to Cancellation | % of Clubs Cancelled for Non-Financial Reasons | | | |
| 34 | 1 | 2 | -1 | 756 | 70 | 33 | 37 | 5.15% | 695 | 22 | 59% | 0% | 26% | 0 | 0% | 2 | 20 | 19 | 100% | | |

* - P - Priority Club. Cancellation Reasons: 1-Objectives/conduct, 2-Non-active club, 5-Non-existing club, 6-Disbanding, 7-Merger, 8-Financial Suspension, 9-District/Multiple District Dues.

** Red denotes below 15 active members.

*** Red denotes 20% + loss.

**** Y - all 3 (President, Secretary, Treasurer) club officers reported, N - not all 3 reported.

***** Abbreviation: N-New, IP-Immediate Past, R-Repeat.



Club Health Assessment for District 34 C through November 2025

| | | | Status | Membership | | | | | Reports | | | | Finance | LCIF | | | | |
|-------------------------------|--|--------------|-------------------------------------|-------------------------|-------------------|---------------------|---------------------|-------------------------|---------------------------------------|--------------------------------|--------------------------------|---------------------------------|-------------------|--------------------------------------|-----------------|---------------|--|--|
| Club Number | Club Name | Charter Date | Times in Status Quo in Past 2 Years | Current Member Count ** | YTD Members Added | YTD Members Dropped | YTD Net Growth% *** | Member Count 1 Year Ago | Dropped Members Avg.Length of Service | Months Since Membership Update | Current Officers Reported **** | Current President Repeated Term | VP Reported ***** | Last Date Reported Service (mm/yyyy) | Account Balance | YTD Donations | | |
| Clubs more than two years old | | | | | | | | | | | | | | | | | | |
| 12360 | ANDALUSIA | 05/07/1937 | Active | 24 | 0 | 0 | 0.00% | 23 | | 2 | Y | | N | 02/2025 | 90+ Days | \$50.00 | | |
| | Exc Award (06/30/2019) | | | | | | | | | | | | | | | | | |
| 12393 | ASHFORD | 07/28/1937 | Active | 30 | 0 | 0 | 0.00% | 31 | | 0 | Y | 5 | N | 08/2025 | | | | |
| | Exc Award (06/30/2018, 06/30/2019, 06/30/2021, 06/30/2023) | | | | | | | | | | | | | | | | | |
| 12361 | ATMORE | 02/02/1928 | Active | 34 | 0 | 0 | 0.00% | 35 | | 7 | Y | 2 | N | 11/2025 | | | | |
| | Exc Award (06/30/2019, 06/30/2023) | | | | | | | | | | | | | | | | | |
| 151927 | Atmore Yellow Hats Society | 08/15/2022 | Active(1) | 17 | 0 | 0 | 0.00% | 16 | | 11 | N | 4 | R | 02/2023 | | | | |
| 155013 | Boykin Damascus | 09/18/2023 | Status Quo(2) | 20 | 0 | 0 | 0.00% | 20 | | 29 | N | None | | | | | | |
| 12362 | BREWTON GREATER BREWTON | 03/08/1935 | Active | 11 | 2 | 0 | 22.22% | 9 | | 4 | N | 4 | R | 05/2025 | | | | |
| | Exc Award (06/30/2019) | | | | | | | | | | | | | | | | | |
| 122015 | Covington VIP | 05/01/2014 | Active(2) | 11 | 0 | 0 | 0.00% | 18 | | 7 | Y | | R | 07/2025 | | \$200.00 | | |
| 12397 | DALEVILLE | 06/05/1962 | Active | 26 | 0 | 0 | 0.00% | 25 | | 3 | Y | | R | 04/2025 | | \$4,145.00 | | |
| | Exc Award (06/30/2016, 06/30/2019) | | | | | | | | | | | | | | | | | |
| 12367 | EIGHT MILE | 10/31/1955 | Active | 37 | 0 | 0 | 0.00% | 32 | | 0 | Y | | N | 10/2025 | | | | |
| | Exc Award (06/30/2018, 06/30/2019, 06/30/2022, 06/30/2023, 06/30/2024, 06/30/2025) | | | | | | | | | | | | | | | | | |
| 12401 | ELBA | 03/23/1939 | Active | 28 | 1 | 0 | 3.70% | 26 | | 1 | Y | 8 | R | 10/2022 | | | | |
| | Exc Award (06/30/2019) | | | | | | | | | | | | | | | | | |
| 12402 | ENTERPRISE | 07/07/1944 | Active | 48 | 2 | 2 | 0.00% | 49 | 8 | 0 | Y | | N | 08/2025 | | \$500.00 | | |
| | Exc Award (06/30/2018, 06/30/2024) | | | | | | | | | | | | | | | | | |
| 152311 | Escambia County Lions Quest | 08/25/2022 | Active(1) | 15 | 0 | 0 | 0.00% | 15 | | 17 | N | None | | | | | | |
| 12404 | EUFAULA | 04/23/1947 | Active | 29 | 8 | 2 | 26.09% | 23 | 3 | 1 | Y | | R | 10/2025 | | \$20.00 | | |
| | Exc Award (06/30/2019) | | | | | | | | | | | | | | | | | |
| 12368 | FAIRHOPE | 03/20/1963 | Active | 31 | 4 | 3 | 3.33% | 28 | 11 | 0 | Y | | N | 10/2025 | | \$1,100.00 | | |
| | Exc Award (06/30/2020, 06/30/2021, 06/30/2025) | | | | | | | | | | | | | | | | | |
| 12369 | FLOMATON | 11/22/1934 | Active | 13 | 0 | 0 | 0.00% | 17 | | 5 | N | None | | 03/2024 | | | | |
| | Exc Award (06/30/2018, 06/30/2019) | | | | | | | | | | | | | | | | | |
| 50827 | FOLEY | 07/24/1990 | Active | 12 | 0 | 1 | -7.69% | 12 | 20 | 4 | Y | 2 | R | 06/2024 | | | | |
| | Exc Award (06/30/2020) | | | | | | | | | | | | | | | | | |



Club Health Assessment for District 34 C through November 2025

| | | | Status | Membership | | | | | | Reports | | | | Finance | | LCIF |
|-------------|--|--------------|-------------------------------------|-------------------------|-------------------|---------------------|---------------------|-------------------------|---------------------------------------|--------------------------------|--------------------------------|---------------------------------|-------------------|--------------------------------------|-----------------|---------------|
| Club Number | Club Name | Charter Date | Times in Status Quo in Past 2 Years | Current Member Count ** | YTD Members Added | YTD Members Dropped | YTD Net Growth% *** | Member Count 1 Year Ago | Dropped Members Avg.Length of Service | Months Since Membership Update | Current Officers Reported **** | Current President Repeated Term | VP Reported ***** | Last Date Reported Service (mm/yyyy) | Account Balance | YTD Donations |
| 12405 | GENEVA | 12/04/1947 | Active | 22 | 4 | 0 | 22.22% | 20 | | 0 | Y | 2 | N | 11/2025 | | \$1,100.00 |
| 120772 | Greater Dothan Area | 11/20/2013 | Active | 12 | 0 | 0 | 0.00% | 12 | | 2 | Y | 2 | | 10/2025 | | |
| | Exc Award (06/30/2018, 06/30/2019, 06/30/2023) | | | | | | | | | | | | | | | |
| 12372 | GREENVILLE | 04/30/1928 | Active | 29 | 4 | 1 | 11.54% | 24 | 6 | 0 | Y | | N | 06/2024 | | |
| | Exc Award (06/30/2019, 06/30/2023) | | | | | | | | | | | | | | | |
| 29461 | GROVE HILL | 06/07/1974 | Active(1) | 15 | 0 | 0 | 0.00% | 15 | | 30 | N | None | | 04/2023 | | |
| 12373 | GULF SHORES | 12/09/1947 | Active | 39 | 11 | 4 | 21.88% | 38 | 3 | 0 | Y | | | 11/2025 | | \$20.00 |
| | Exc Award (06/30/2017, 06/30/2018, 06/30/2019) | | | | | | | | | | | | | | | |
| 12408 | HEADLAND | 01/04/1952 | Active | 52 | 0 | 0 | 0.00% | 56 | | 5 | Y | | R | 11/2025 | | \$1,175.00 |
| | Exc Award (06/30/2016, 06/30/2018, 06/30/2019, 06/30/2020, 06/30/2023, 06/30/2024) | | | | | | | | | | | | | | | |
| 12380 | MOBILE | 10/09/1922 | Active | 95 | 1 | 0 | 1.06% | 94 | | 3 | Y | | N | 07/2025 | | \$2,000.00 |
| | Exc Award (06/30/2018) | | | | | | | | | | | | | | | |
| 54087 | MOBILE SOUTH ALABAMA | 02/15/1993 | Status Quo(1) | 8 | 0 | 0 | 0.00% | 9 | | 5 | N | None | | 09/2023 | 90+ Days | |
| | Exc Award (06/30/2019) | | | | | | | | | | | | | | | |
| 12413 | MONTGOMERY | 06/12/1922 | Active | 75 | 1 | 7 | -7.41% | 84 | 8 | 1 | Y | | N | 11/2025 | | |
| 12415 | MONTGOMERY DIXIE | 11/17/1954 | Active | 9 | 0 | 0 | 0.00% | 9 | | 16 | Y | | N | 05/2025 | 90+ Days | \$2,105.00 |
| | Exc Award (06/30/2019) | | | | | | | | | | | | | | | |
| 45365 | ORANGE BEACH | 09/16/1985 | Active | 21 | 3 | 1 | 10.53% | 22 | 3 | 4 | Y | 5 | N | 04/2025 | | |
| | Exc Award (06/30/2017, 06/30/2023) | | | | | | | | | | | | | | | |
| 142796 | Ozark | 08/31/2020 | Active | 7 | 0 | 0 | 0.00% | 7 | | 21 | N | None | | 03/2023 | | |
| 115854 | PIKE ROAD | 01/11/2012 | Active | 21 | 1 | 1 | 0.00% | 25 | 2 | 4 | Y | | | 06/2025 | | \$100.00 |
| | Exc Award (06/30/2018, 06/30/2019) | | | | | | | | | | | | | | | |
| 12386 | SARALAND | 02/20/1956 | Active | 58 | 0 | 0 | 0.00% | 61 | | 4 | Y | | N | 06/2025 | | |
| | Exc Award (06/30/2017, 06/30/2018, 06/30/2019, 06/30/2021) | | | | | | | | | | | | | | | |
| 115501 | SATSUMA | 11/11/2011 | Active | 21 | 0 | 0 | 0.00% | 22 | | 9 | Y | | N | 05/2024 | | |
| | Exc Award (06/30/2017) | | | | | | | | | | | | | | | |
| 12387 | SELMA | 09/25/1947 | Active | 15 | 0 | 0 | 0.00% | 13 | | 5 | Y | 10 | R | 07/2021 | | |
| 12389 | THOMASVILLE | 11/21/1967 | Active | 9 | 0 | 0 | 0.00% | 9 | | 1 | Y | 2 | R | 11/2025 | | |
| 138092 | Troy | 05/13/2019 | P- Active(1) | 1 | 1 | 0 | 100.00% | 2 | | 4 | N | 3 | | 06/2025 | | |



Club Health Assessment for District 34 C through November 2025

INTERNATIONAL

| Club Number | Club Name | Charter Date | Status | Membership | | | | | | Reports | | | | Finance | LCIF | |
|------------------------|-----------|--------------|-------------------------------------|-------------------------|-------------------|---------------------|---------------------|-------------------------|---------------------------------------|--------------------------------|--------------------------------|---------------------------------|-------------------|--------------------------------------|-----------------|---------------|
| | | | Times in Status Quo in Past 2 Years | Current Member Count ** | YTD Members Added | YTD Members Dropped | YTD Net Growth% *** | Member Count 1 Year Ago | Dropped Members Avg.Length of Service | Months Since Membership Update | Current Officers Reported **** | Current President Repeated Term | VP Reported ***** | Last Date Reported Service (mm/yyyy) | Account Balance | YTD Donations |
| 12391 | YORK | 08/01/1939 | Active | 30 | 0 | 1 | -3.23% | 29 | 3 | 4 | Y | 2 | R | 06/2025 | | \$580.00 |
| Exc Award (06/30/2023) | | | | | | | | | | | | | | | | |

Clubs Cancelled Previous Fiscal Year – Clubs Cancelled within last 12 months may be reinstated

| Club Number | Club Name | Charter Date | Current Status* | Cancellation Date |
|-------------|-------------|--------------|-----------------|-------------------|
| 118276 | BAY MINETTE | 11/13/2012 | Cancelled(6*) | 06/29/2025 |
| 126044 | Citronelle | 11/02/2015 | Cancelled(8*) | 06/29/2025 |
| 12395 | CLAYTON | 12/20/1951 | Cancelled(6*) | 06/29/2025 |

| Current Total Clubs Count | YTD New Clubs Count | YTD Cancelled Clubs Count | YTD Net Club Gain | Current Total Members Count | YTD Add | YTD Drop | YTD Net Growth | YTD Net Growth % | Member Count 12 Months Ago | Average Member Count Per Club | % of Clubs with less than 20 members | % No Officer Report in 12 Months | % of Clubs with balance 90+ days | Number of Clubs in Status Quo | % Status Quo Clubs in Financial Suspension | Number of Cancelled Clubs | Average Cancelled Club Age | Members Lost Due to Cancellation | % of Clubs Cancelled for Non-Financial Reasons |
|---------------------------|---------------------|---------------------------|-------------------|-----------------------------|---------|----------|----------------|------------------|----------------------------|-------------------------------|--------------------------------------|----------------------------------|----------------------------------|-------------------------------|--|---------------------------|----------------------------|----------------------------------|--|
| 35 | 0 | 0 | 0 | 925 | 43 | 23 | 20 | 2.21% | 930 | 26 | 40% | 6% | 9% | 2 | 100% | 0 | 0 | 0 | 0% |

* - P - Priority Club. Cancellation Reasons: 1-Objectives/conduct, 2-Non-active club, 5-Non-existing club, 6-Disbanding, 7-Merger, 8-Financial Suspension, 9-District/Multiple District Dues.

** Red denotes below 15 active members.

*** Red denotes 20% + loss.

**** Y - all 3 (President, Secretary, Treasurer) club officers reported, N - not all 3 reported.

***** Abbreviation: N-New, IP-Immediate Past, R-Repeat.




Club Health Assessment for District 35 L through November 2025

| | | | Status | Membership | | | | | | Reports | | | | Finance | LCIF | |
|------------------------------------|------------------------------|--------------|-------------------------------------|-------------------------|-------------------|---------------------|---------------------|-------------------------|---------------------------------------|--------------------------------|--------------------------------|---------------------------------|-------------------|--------------------------------------|-----------------|---------------|
| Club Number | Club Name | Charter Date | Times in Status Quo in Past 2 Years | Current Member Count ** | YTD Members Added | YTD Members Dropped | YTD Net Growth% *** | Member Count 1 Year Ago | Dropped Members Avg.Length of Service | Months Since Membership Update | Current Officers Reported **** | Current President Repeated Term | VP Reported ***** | Last Date Reported Service (mm/yyyy) | Account Balance | YTD Donations |
| Clubs less than two years old | | | | | | | | | | | | | | | | |
| 179386 | Gulf Breeze | 04/29/2025 | Active | 27 | 6 | 4 | 8.00% | 0 | 0 | 0 | Y | | | 07/2025 | | \$125.00 |
| 178824 | Keystone Melrose Lake Region | 10/17/2024 | Active | 12 | 0 | 0 | 0.00% | 20 | | 11 | N | None | | | | |
| Clubs more than two years old | | | | | | | | | | | | | | | | |
| 12470 | ALACHUA | 01/04/1940 | Active | 37 | 0 | 0 | 0.00% | 38 | | 1 | Y | | | 08/2025 | | \$400.00 |
| Exc Award (06/30/2017, 06/30/2021) | | | | | | | | | | | | | | | | |
| 142554 | Calhoun-Liberty | 08/13/2020 | P- Active | 9 | 0 | 0 | 0.00% | 12 | | 5 | Y | 4 | N | 05/2025 | | |
| 12474 | CALLAHAN | 12/05/1946 | Active | 21 | 0 | 0 | 0.00% | 24 | | 3 | N | None | | 03/2025 | | |
| 12475 | CEDAR KEY | 04/23/1968 | Active | 26 | 1 | 2 | -3.70% | 29 | 12 | 1 | Y | | N | 10/2025 | | \$2,000.00 |
| 12432 | CENTURY | 08/31/1944 | Active(1) | 8 | 0 | 0 | 0.00% | 10 | | 3 | Y | 8 | | 12/2024 | | |
| 12433 | CHATTAHOOCHEE | 12/29/1944 | Active | 11 | 0 | 0 | 0.00% | 13 | | 3 | Y | 11 | R | 01/2025 | | |
| 145744 | Chipley Falling Waters | 04/12/2021 | Active | 12 | 1 | 0 | 9.09% | 10 | | 0 | Y | 2 | N | 08/2025 | | |
| Exc Award (06/30/2025) | | | | | | | | | | | | | | | | |
| 90291 | CRAWFORDVILLE | 12/05/2005 | Active(1) | 15 | 0 | 0 | 0.00% | 17 | | 2 | Y | 3 | R | 08/2019 | | |
| 50749 | CRESTVIEW | 06/27/1990 | Active | 13 | 2 | 1 | 8.33% | 13 | 20 | 1 | Y | | N | 04/2025 | 90+ Days | |
| 137474 | DeFuniak Springs | 02/22/2019 | Active(1) | 2 | 0 | 6 | -75.00% | 8 | 6 | 2 | N | None | | 02/2020 | | |
| 154387 | Dunnellon 2 | 06/16/2023 | Active | 12 | 1 | 0 | 9.09% | 15 | | 1 | Y | 4 | R | 11/2025 | | |
| 109828 | FLEMING ISLAND | 12/06/2010 | Active | 8 | 0 | 0 | 0.00% | 8 | | 10 | Y | 2 | R | 05/2025 | | \$50.00 |
| 12440 | FORT WALTON BEACH | 11/03/1949 | Active | 12 | 0 | 0 | 0.00% | 13 | | 6 | Y | 3 | R | 03/2025 | | \$1,000.00 |
| Exc Award (06/30/2018, 06/30/2024) | | | | | | | | | | | | | | | | |
| 12441 | FORT WALTON BEACH SONIC CITY | 03/09/1964 | Active | 6 | 0 | 0 | 0.00% | 8 | | 5 | Y | | R | 02/2025 | | |
| 12480 | GAINESVILLE | 03/10/1944 | Active | 13 | 0 | 0 | 0.00% | 15 | | 4 | Y | 8 | R | 06/2025 | | |
| 12482 | GAINESVILLE UNIVERSITY CITY | 03/20/1961 | Active | 4 | 0 | 0 | 0.00% | 4 | | 6 | Y | 5 | R | 08/2021 | | |
| 12443 | GRACEVILLE | 11/17/1937 | Active | 27 | 0 | 0 | 0.00% | 19 | | 0 | Y | | IP | 12/2024 | | \$2,000.00 |
| Exc Award (06/30/2023) | | | | | | | | | | | | | | | | |
| 12486 | HIGH SPRINGS | 03/07/1947 | Active | 65 | 3 | 0 | 4.84% | 61 | | 1 | Y | 4 | R | 11/2025 | 90+ Days | |
| 12488 | INTERLACHEN | 04/30/1968 | Active(1) | 11 | 1 | 0 | 10.00% | 10 | | 0 | Y | 3 | | 02/2025 | | |
| 12471 | JACKSONVILLE ARLINGTON | 12/15/1948 | Active | 43 | 0 | 0 | 0.00% | 47 | | 2 | Y | | N | 10/2025 | | \$5,000.00 |



Club Health Assessment for District 35 L through November 2025

|  | | | Status | Membership | | | | | | Reports | | | | Finance | LCIF | |
|--|------------------------------------|--------------|-------------------------------------|-------------------------|-------------------|---------------------|---------------------|-------------------------|---------------------------------------|--------------------------------|--------------------------------|---------------------------------|-------------------|--------------------------------------|-----------------|---------------|
| Club Number | Club Name | Charter Date | Times in Status Quo in Past 2 Years | Current Member Count ** | YTD Members Added | YTD Members Dropped | YTD Net Growth% *** | Member Count 1 Year Ago | Dropped Members Avg.Length of Service | Months Since Membership Update | Current Officers Reported **** | Current President Repeated Term | VP Reported ***** | Last Date Reported Service (mm/yyyy) | Account Balance | YTD Donations |
| 12489 | JACKSONVILLE BEACHES | 04/06/1938 | Active(1) | 47 | 6 | 2 | 9.30% | 39 | 4 | 0 | Y | | R | 11/2025 | | |
| 141472 | Jacksonville River City | 04/20/2020 | Active | 29 | 2 | 0 | 7.41% | 31 | | 1 | Y | | IP | 10/2025 | | |
| Exc Award (06/30/2023) | | | | | | | | | | | | | | | | |
| 12493 | JACKSONVILLE RIVERSIDE/ARGYLE WEST | 03/31/1945 | Active | 13 | 0 | 0 | 0.00% | 13 | | 9 | Y | 2 | N | 03/2025 | | |
| 151395 | Jax Lions Quest of 35-L Cyber | 06/21/2022 | Active | 8 | 0 | 0 | 0.00% | 8 | | 13 | N | None | | 07/2022 | | |
| 105610 | JEFFERSON COUNTY | 06/01/2009 | Active | 7 | 0 | 0 | 0.00% | 10 | | 5 | N | None | | 01/2025 | | |
| 12498 | LAKE CITY | 12/09/1946 | Active | 8 | 0 | 1 | -11.11% | 12 | 13 | 4 | N | None | R | 07/2025 | | |
| 12500 | LIVE OAK | 04/27/1950 | Active | 21 | 0 | 0 | 0.00% | 23 | | 10 | N | | N | 06/2019 | | |
| 153128 | Lynn Haven 2 | 06/14/2023 | Active | 5 | 0 | 0 | 0.00% | 10 | | 5 | Y | 4 | | 04/2025 | | |
| 12501 | MACCLENNY | 04/22/1935 | Active(2) | 26 | 26 | 0 | 100.00% | 22 | | 0 | Y | 2 | | 05/2025 | | |
| 12448 | MADISON | 12/18/1942 | Active(1) | 27 | 1 | 0 | 3.85% | 25 | | 2 | Y | | N | 07/2025 | | |
| 12539 | MCINTOSH | 12/12/1949 | Active | 24 | 0 | 0 | 0.00% | 24 | | 9 | Y | 3 | N | 10/2025 | | |
| 97150 | MIDDLEBURG BLACK CREEK | 05/23/2006 | Active | 12 | 0 | 0 | 0.00% | 14 | | 10 | Y | | IP | 11/2025 | | |
| Exc Award (06/30/2018, 06/30/2020) | | | | | | | | | | | | | | | | |
| 12502 | NEWBERRY | 03/25/1943 | Active | 16 | 0 | 0 | 0.00% | 23 | | 5 | Y | 3 | R | 02/2024 | | |
| Exc Award (06/30/2017) | | | | | | | | | | | | | | | | |
| 12543 | OCALA | 03/19/1926 | Active | 74 | 7 | 4 | 4.23% | 74 | 23 | 0 | Y | | N | 09/2025 | | |
| Exc Award (06/30/2016) | | | | | | | | | | | | | | | | |
| 102328 | OCALA 200 | 06/03/2008 | Active | 22 | 1 | 1 | 0.00% | 27 | 8 | 1 | Y | | R | 11/2025 | | |
| Exc Award (06/30/2017, 06/30/2021, 06/30/2022) | | | | | | | | | | | | | | | | |
| 12544 | OCALA FORT KING BREAKFAST | 09/25/1963 | Active | 31 | 1 | 0 | 3.33% | 19 | | 0 | Y | | IP | 11/2025 | | |
| 47383 | OCALA ON TOP OF THE WORLD | 05/28/1987 | Active | 20 | 3 | 1 | 11.11% | 21 | 1 | 0 | Y | 4 | N | 11/2025 | | |
| Exc Award (06/30/2023) | | | | | | | | | | | | | | | | |
| 12503 | ORANGE PARK | 07/14/1948 | Active | 26 | 3 | 0 | 13.04% | 19 | | 0 | Y | 2 | R | 11/2025 | | |
| Exc Award (06/30/2024) | | | | | | | | | | | | | | | | |
| 104774 | PALATKA NEW VISION | 02/17/2009 | Active | 10 | 0 | 0 | 0.00% | 13 | | 3 | Y | 4 | N | 09/2025 | | |
| Exc Award (06/30/2021) | | | | | | | | | | | | | | | | |
| 12454 | PANAMA CITY | 04/29/1935 | Active | 13 | 1 | 0 | 8.33% | 14 | | 1 | Y | | R | 04/2025 | 90+ Days | |
| 12458 | PENSACOLA | 12/16/1927 | Active | 34 | 1 | 0 | 3.03% | 39 | | 0 | Y | | N | 04/2025 | | \$1,550.00 |



Club Health Assessment for District 35 L through November 2025

| | | | Status | Membership | | | | | | Reports | | | | Finance | LCIF | |
|--|---------------------|--------------|-------------------------------------|-------------------------|-------------------|---------------------|-------------------|-------------------------|---------------------------------------|--------------------------------|--------------------------------|---------------------------------|-------------------|--------------------------------------|-----------------|---------------|
| Club Number | Club Name | Charter Date | Times in Status Quo in Past 2 Years | Current Member Count ** | YTD Members Added | YTD Members Dropped | YTD Net Growth*** | Member Count 1 Year Ago | Dropped Members Avg.Length of Service | Months Since Membership Update | Current Officers Reported **** | Current President Repeated Term | VP Reported ***** | Last Date Reported Service (mm/yyyy) | Account Balance | YTD Donations |
| 12461 | PORT ST JOE | 02/25/1955 | Active(1) | 58 | 4 | 0 | 7.41% | 51 | | 1 | Y | | N | 11/2025 | | |
| 35728 | QUINCY | 06/16/1978 | Active | 10 | 0 | 2 | -16.67% | 12 | 6 | 0 | Y | | N | 02/2025 | | |
| 12560 | SILVER SPRINGS | 12/16/1958 | Active(1) | 5 | 0 | 1 | -16.67% | 6 | 16 | 3 | Y | 6 | | 10/2025 | | \$1,000.00 |
| 12463 | SOPCHOPPY | 09/08/1952 | Active | 16 | 2 | 3 | -5.88% | 19 | 14 | 2 | Y | 3 | | 07/2025 | | |
| 146819 | South Putnam | 06/17/2021 | Active | 12 | 0 | 0 | 0.00% | 15 | | 5 | Y | 2 | | 03/2025 | | |
| 12506 | ST AUGUSTINE | 11/14/1946 | Active | 29 | 0 | 1 | -3.33% | 28 | 50 | 0 | Y | | N | 07/2025 | | |
| 12465 | TALLAHASSEE | 02/20/1929 | Active | 31 | 0 | 1 | -3.13% | 32 | 1 | 4 | Y | | N | 11/2025 | | |
| 82989 | TURKEY CREEK | 06/30/2004 | Active | 13 | 0 | 1 | -7.14% | 16 | 16 | 0 | Y | 2 | N | 11/2025 | | \$2,125.00 |
| Exc Award (06/30/2016, 06/30/2018, 06/30/2019, 06/30/2021, 06/30/2024) | | | | | | | | | | | | | | | | |
| 145612 | Williston Youth | 03/25/2021 | Active | 9 | 0 | 0 | 0.00% | 9 | | 15 | Y | 6 | R | 09/2021 | | |
| 148131 | Yulee Nassau County | 08/31/2021 | Active | 28 | 0 | 0 | 0.00% | 28 | | 18 | N | 3 | R | 12/2024 | | |

Clubs Cancelled Previous Fiscal Year – Clubs Cancelled within last 12 months may be reinstated

| Club Number | Club Name | Charter Date | Current Status* | Cancellation Date |
|-------------|------------------------|--------------|-----------------|-------------------|
| 154002 | Marianna Leaping Lions | 05/22/2023 | Cancelled(8*) | 12/30/2024 |
| 12453 | NICEVILLE VALPARAISO | 11/21/1950 | Cancelled(8*) | 06/29/2025 |

| Current Total Clubs Count | YTD New Clubs Count | YTD Cancelled Clubs Count | YTD Net Club Gain | Current Total Members Count | YTD Add | YTD Drop | YTD Net Growth | YTD Net Growth % | Member Count 12 Months Ago | Average Member Count Per Club | % of Clubs with less than 20 members | % No Officer Report in 12 Months | % of Clubs with balance 90+ days | Number of Clubs in Status Quo | % Status Quo Clubs in Financial Suspension | Number of Cancelled Clubs | Average Cancelled Club Age | Members Lost Due to Cancellation | % of Clubs Cancelled for Non-Financial Reasons |
|---------------------------|---------------------|---------------------------|-------------------|-----------------------------|---------|----------|----------------|------------------|----------------------------|-------------------------------|--------------------------------------|----------------------------------|----------------------------------|-------------------------------|--|---------------------------|----------------------------|----------------------------------|--|
| 53 | 0 | 0 | 0 | 1,078 | 73 | 31 | 42 | 4.05% | 1,090 | 20 | 57% | 6% | 6% | 0 | 0% | 0 | 0 | 0 | 0% |

* - P - Priority Club. Cancellation Reasons: 1-Objectives/conduct, 2-Non-active club, 5-Non-existing club, 6-Disbanding, 7-Merger, 8-Financial Suspension, 9-District/Multiple District Dues.

** Red denotes below 15 active members.

*** Red denotes 20% + loss.

**** Y - all 3 (President, Secretary, Treasurer) club officers reported, N - not all 3 reported.

***** Abbreviation: N-New, IP-Immediate Past, R-Repeat.




Club Health Assessment for District 35 I through November 2025

| | | | Status | Membership | | | | | | Reports | | | | Finance | | LCIF |
|-------------------------------|--|--------------|-------------------------------------|-------------------------|-------------------|---------------------|---------------------|-------------------------|---------------------------------------|--------------------------------|--------------------------------|---------------------------------|-------------------|--------------------------------------|-----------------|---------------|
| Club Number | Club Name | Charter Date | Times in Status Quo in Past 2 Years | Current Member Count ** | YTD Members Added | YTD Members Dropped | YTD Net Growth% *** | Member Count 1 Year Ago | Dropped Members Avg.Length of Service | Months Since Membership Update | Current Officers Reported **** | Current President Repeated Term | VP Reported ***** | Last Date Reported Service (mm/yyyy) | Account Balance | YTD Donations |
| Clubs more than two years old | | | | | | | | | | | | | | | | |
| 130732 | Arcadia Centennial | 04/21/2017 | Active | 23 | 0 | 2 | -8.00% | 24 | 8 | 4 | Y | | N | 08/2025 | | |
| 12666 | BONITA SPRINGS | 04/16/1962 | Active | 75 | 5 | 0 | 7.14% | 80 | | 0 | Y | | N | 10/2025 | | |
| | Exc Award (06/30/2018, 06/30/2022) | | | | | | | | | | | | | | | |
| 12622 | BRADENTON | 04/14/1947 | Active | 25 | 3 | 1 | 8.70% | 26 | 36 | 0 | Y | | | 11/2025 | | |
| | Exc Award (06/30/2017, 06/30/2018, 06/30/2023) | | | | | | | | | | | | | | | |
| 12568 | BRANDON | 05/11/1954 | Active | 25 | 1 | 1 | 0.00% | 27 | 22 | 4 | Y | 4 | R | 11/2025 | | \$675.00 |
| 12624 | CAPE CORAL | 08/02/1962 | Active | 14 | 1 | 1 | 0.00% | 15 | 3 | 2 | N | 4 | | 11/2025 | | \$10.00 |
| | Exc Award (06/30/2024) | | | | | | | | | | | | | | | |
| 12571 | CLEARWATER | 07/21/1931 | Active | 26 | 0 | 1 | -3.70% | 27 | 1 | 0 | Y | | N | 11/2025 | | \$1,445.00 |
| | Exc Award (06/30/2024, 06/30/2025) | | | | | | | | | | | | | | | |
| 101537 | DADE CITY HISPANIC AMERICAN | 03/06/2008 | Active | 7 | 3 | 6 | -30.00% | 11 | 9 | 0 | Y | | N | 08/2022 | | |
| 12627 | ENGLEWOOD | 03/24/1952 | Active | 29 | 0 | 1 | -3.33% | 30 | 51 | 0 | Y | 2 | R | 10/2025 | | \$200.00 |
| | Exc Award (06/30/2017, 06/30/2023, 06/30/2024) | | | | | | | | | | | | | | | |
| 12628 | EVERGLADES | 11/06/1952 | Active | 46 | 0 | 0 | 0.00% | 44 | | 5 | Y | | R | 06/2025 | | |
| | Exc Award (06/30/2021, 06/30/2022) | | | | | | | | | | | | | | | |
| 149944 | Fishhawk | 02/21/2022 | Active | 26 | 2 | 0 | 8.33% | 27 | | 1 | Y | | R | 11/2025 | | |
| 12630 | FORT MYERS | 03/07/1935 | Active | 49 | 14 | 0 | 40.00% | 35 | | 0 | Y | | IP | 11/2025 | | \$1,190.00 |
| | Exc Award (06/30/2021, 06/30/2022, 06/30/2025) | | | | | | | | | | | | | | | |
| 12631 | FORT MYERS BEACH | 12/03/1952 | Active | 21 | 4 | 1 | 16.67% | 17 | 6 | 1 | Y | 5 | R | 10/2025 | | \$500.00 |
| | Exc Award (06/30/2017) | | | | | | | | | | | | | | | |
| 12634 | FROSTPROOF | 04/16/1952 | Active | 13 | 0 | 0 | 0.00% | 12 | | 7 | Y | 9 | R | 01/2023 | | |
| 12580 | GULFPORT | 06/02/1948 | Active | 30 | 2 | 8 | -16.67% | 45 | 12 | 1 | Y | | | 06/2025 | | |
| 31337 | HUDSON BAYONET POINT | 11/17/1975 | Active | 20 | 6 | 0 | 42.86% | 12 | | 0 | Y | | N | 10/2025 | | \$50.00 |
| | Exc Award (06/30/2020) | | | | | | | | | | | | | | | |
| 12643 | LAKE PLACID | 01/25/1950 | Active | 9 | 0 | 0 | 0.00% | 13 | | 3 | Y | | N | 10/2025 | | |
| | Exc Award (06/30/2018, 06/30/2019, 06/30/2023) | | | | | | | | | | | | | | | |
| 12644 | LAKE WALES | 05/06/1949 | Active | 8 | 0 | 2 | -20.00% | 10 | 10 | 0 | Y | 3 | R | 11/2025 | | |



Club Health Assessment for District 35 I through November 2025

|  | | | Status | Membership | | | | | | Reports | | | | Finance | | LCIF |
|--|--|--------------|-------------------------------------|-------------------------|-------------------|---------------------|---------------------|-------------------------|---------------------------------------|--------------------------------|--------------------------------|---------------------------------|-------------------|--------------------------------------|-----------------|---------------|
| Club Number | Club Name | Charter Date | Times in Status Quo in Past 2 Years | Current Member Count ** | YTD Members Added | YTD Members Dropped | YTD Net Growth% *** | Member Count 1 Year Ago | Dropped Members Avg.Length of Service | Months Since Membership Update | Current Officers Reported **** | Current President Repeated Term | VP Reported ***** | Last Date Reported Service (mm/yyyy) | Account Balance | YTD Donations |
| 12584 | LARGO | 01/08/1957 | Active | 26 | 0 | 3 | -10.34% | 28 | 2 | 0 | Y | | N | 11/2025 | | |
| | Exc Award (06/30/2024) | | | | | | | | | | | | | | | |
| 47517 | LUTZ LAND O LAKES LLLL | 06/22/1987 | Active | 7 | 0 | 0 | 0.00% | 10 | | 1 | Y | 3 | | 06/2025 | | |
| | Exc Award (06/30/2017, 06/30/2019) | | | | | | | | | | | | | | | |
| 12649 | NAPLES | 10/25/1938 | Active | 72 | 3 | 6 | -4.00% | 81 | 5 | 1 | Y | | N | 11/2025 | | |
| | Exc Award (06/30/2018, 06/30/2019, 06/30/2021, 06/30/2025) | | | | | | | | | | | | | | | |
| 96672 | NORTH FORT MYERS NOON | 03/17/2006 | Active | 2 | 1 | 14 | -86.67% | 22 | 7 | 1 | N | None | | 07/2025 | 90+ Days | \$100.00 |
| | Exc Award (06/30/2020) | | | | | | | | | | | | | | | |
| 12652 | NORTH PORT | 11/23/1969 | Active(1) | 5 | 0 | 4 | -44.44% | 11 | 29 | 1 | Y | 3 | | 06/2025 | | |
| | Exc Award (06/30/2016, 06/30/2017) | | | | | | | | | | | | | | | |
| 46705 | PALM HARBOR #II | 12/02/1986 | Active(1) | 17 | 0 | 2 | -10.53% | 19 | 43 | 1 | Y | 2 | N | 09/2025 | | |
| 12592 | PLANT CITY | 04/04/1929 | Active | 21 | 2 | 0 | 10.53% | 21 | | 0 | Y | | N | 10/2023 | | \$140.00 |
| | Exc Award (06/30/2018) | | | | | | | | | | | | | | | |
| 131286 | Port Charlotte Centennial | 06/13/2017 | Active | 16 | 0 | 0 | 0.00% | 14 | | 3 | Y | | N | 08/2025 | | |
| | Exc Award (06/30/2020, 06/30/2021, 06/30/2022) | | | | | | | | | | | | | | | |
| 12656 | PUNTA GORDA | 11/15/1966 | Active | 32 | 0 | 2 | -5.88% | 28 | 2 | 4 | Y | 2 | N | 11/2025 | | \$1,000.00 |
| | Exc Award (06/30/2017, 06/30/2020, 06/30/2023, 06/30/2024) | | | | | | | | | | | | | | | |
| 12594 | SAFETY HARBOR | 04/03/1950 | Active | 14 | 0 | 1 | -6.67% | 15 | 11 | 3 | N | None | N | 11/2025 | | |
| | Exc Award (06/30/2020, 06/30/2024) | | | | | | | | | | | | | | | |
| 12659 | SANIBEL CAPTIVA ISLAND | 08/23/1967 | Active | 11 | 0 | 0 | 0.00% | 17 | | 3 | Y | | IP | 06/2025 | | |
| 12662 | SARASOTA | 12/18/1957 | Active | 15 | 0 | 0 | 0.00% | 15 | | 10 | Y | 2 | R | 01/2025 | | |
| | Exc Award (06/30/2017) | | | | | | | | | | | | | | | |
| 12664 | SEBRING BREAKFAST | 06/05/1973 | Active | 11 | 1 | 4 | -21.43% | 14 | 31 | 1 | Y | 2 | R | 07/2025 | | \$100.00 |
| | Exc Award (06/30/2021) | | | | | | | | | | | | | | | |
| 12595 | ST PETERSBURG | 02/06/1925 | Active | 62 | 4 | 9 | -7.46% | 68 | 8 | 1 | Y | | N | 10/2025 | 90+ Days | \$100.00 |
| | Exc Award (06/30/2017, 06/30/2019, 06/30/2020, 06/30/2022) | | | | | | | | | | | | | | | |
| 44830 | SUN CITY CENTER/SOUTH SHORE | 04/15/1985 | Active | 37 | 4 | 0 | 12.12% | 34 | | 2 | Y | | N | 10/2025 | | \$2,700.00 |
| | Exc Award (06/30/2017, 06/30/2023, 06/30/2024) | | | | | | | | | | | | | | | |
| 12604 | TAMPA DOWNTOWN | 02/19/1924 | Active | 25 | 2 | 0 | 8.70% | 26 | | 4 | Y | 2 | N | 06/2019 | | |
| | Exc Award (06/30/2017) | | | | | | | | | | | | | | | |



Club Health Assessment for District 35 I through November 2025

INTERNATIONAL

| | | | Membership | | | | | | | Reports | | | | Finance | | LCIF | | |
|--|---------------------|---------------------------|-------------------------------------|-----------------------------|-------------------|---------------------|---------------------|----------------------------|---------------------------------------|--------------------------------------|----------------------------------|----------------------------------|-------------------------------|--|---------------------------|----------------------------|----------------------------------|--|
| Club Number | Club Name | Charter Date | Times in Status Quo in Past 2 Years | Current Member Count ** | YTD Members Added | YTD Members Dropped | YTD Net Growth% *** | Member Count 1 Year Ago | Dropped Members Avg.Length of Service | Months Since Membership Update | Current Officers Reported **** | Current President Repeated Term | VP Reported ***** | Last Date Reported Service (mm/yyyy) | Account Balance | YTD Donations | | |
| 121885 | Tampa North | 04/18/2014 | Active(1) | 17 | 0 | 3 | -15.00% | 20 | 9 | 0 | Y | | IP | 09/2018 | | | | |
| 12669 | VENICE | 06/10/1947 | Active | 71 | 16 | 1 | 26.79% | 65 | 0 | 0 | Y | 2 | R | 10/2025 | | \$920.00 | | |
| Exc Award (06/30/2016, 06/30/2017, 06/30/2018, 06/30/2021, 06/30/2022, 06/30/2023, 06/30/2024) | | | | | | | | | | | | | | | | | | |
| 12671 | WAUCHULA | 08/12/1927 | Active(1) | 26 | 0 | 1 | -3.70% | 27 | 3 | 0 | Y | 2 | | 02/2024 | | | | |
| 117162 | WESLEY CHAPEL LIONS | 06/13/2012 | Active | 11 | 1 | 0 | 10.00% | 15 | | 3 | Y | | R | 11/2025 | | | | |
| Exc Award (06/30/2016, 06/30/2018, 06/30/2019, 06/30/2022) | | | | | | | | | | | | | | | | | | |
| 12616 | ZEPHYRHILLS | 03/18/1943 | Active | 54 | 13 | 3 | 22.73% | 44 | 1 | 0 | Y | 2 | N | 11/2025 | | \$2,560.00 | | |
| Exc Award (06/30/2016, 06/30/2017, 06/30/2023) | | | | | | | | | | | | | | | | | | |
| Current Total Clubs Count | YTD New Clubs Count | YTD Cancelled Clubs Count | YTD Net Club Gain | Current Total Members Count | YTD Add | YTD Drop | YTD Net Growth % | Member Count 12 Months Ago | Average Member Count Per Club | % of Clubs with less than 20 members | % No Officer Report in 12 Months | % of Clubs with balance 90+ days | Number of Clubs in Status Quo | % Status Quo Clubs in Financial Suspension | Number of Cancelled Clubs | Average Cancelled Club Age | Members Lost Due to Cancellation | % of Clubs Cancelled for Non-Financial Reasons |
| 38 | 0 | 0 | 0 | 998 | 88 | 77 | 11 | 1.11% | 1,049 | 26 | 42% | 0% | 5% | 0 | 0% | 0 | 0 | 0% |

* - P - Priority Club. Cancellation Reasons: 1-Objectives/conduct, 2-Non-active club, 5-Non-existing club, 6-Disbanding, 7-Merger, 8-Financial Suspension, 9-District/Multiple District Dues.

** Red denotes below 15 active members.

*** Red denotes 20% + loss.

**** Y - all 3 (President, Secretary, Treasurer) club officers reported, N - not all 3 reported.

***** Abbreviation: N-New, IP-Immediate Past, R-Repeat.



Club Health Assessment for District 35 O through November 2025

| | | | Status | Membership | | | | | | Reports | | | | Finance | | LCIF |
|-------------------------------|--|--------------|-------------------------------------|-------------------------|-------------------|---------------------|---------------------|-------------------------|---------------------------------------|--------------------------------|--------------------------------|---------------------------------|-------------------|--------------------------------------|-----------------|---------------|
| Club Number | Club Name | Charter Date | Times in Status Quo in Past 2 Years | Current Member Count ** | YTD Members Added | YTD Members Dropped | YTD Net Growth% *** | Member Count 1 Year Ago | Dropped Members Avg.Length of Service | Months Since Membership Update | Current Officers Reported **** | Current President Repeated Term | VP Reported ***** | Last Date Reported Service (mm/yyyy) | Account Balance | YTD Donations |
| Clubs more than two years old | | | | | | | | | | | | | | | | |
| 123529 | Auburndale/Polk County | 11/17/2014 | Active | 26 | 0 | 4 | -13.33% | 30 | 1 | 0 | Y | | N | 10/2025 | | |
| 12567 | BEVERLY HILLS | 09/05/1967 | Active | 27 | 7 | 1 | 28.57% | 20 | 3 | 1 | Y | | | 11/2025 | | \$550.00 |
| 12516 | CLERMONT MINNEOLA L C | 03/29/1949 | Active | 10 | 0 | 0 | 0.00% | 11 | | 11 | N | 2 | | 08/2022 | | |
| | Exc Award (06/30/2020) | | | | | | | | | | | | | | | |
| 12575 | CRYSTAL RIVER | 03/04/1953 | Active | 12 | 0 | 0 | 0.00% | 12 | | 26 | Y | 9 | R | 02/2022 | | |
| 58391 | CRYSTAL RIVER KINGS BAY | 06/07/1996 | Active | 13 | 0 | 1 | -7.14% | 17 | 8 | 1 | Y | | IP | 10/2025 | | \$200.00 |
| | Exc Award (06/30/2018, 06/30/2019, 06/30/2022, 06/30/2025) | | | | | | | | | | | | | | | |
| 12625 | CYPRESS GARDENS | 12/15/1967 | Active | 12 | 1 | 1 | 0.00% | 12 | 5 | 3 | Y | 5 | N | 11/2025 | | |
| 39038 | DAVENPORT | 11/28/1980 | Active | 18 | 1 | 1 | 0.00% | 19 | 2 | 2 | Y | 2 | R | 11/2025 | | \$75.00 |
| | Exc Award (06/30/2016) | | | | | | | | | | | | | | | |
| 128843 | Daytona Halifax Area | 09/06/2016 | Active(1) | 9 | 0 | 1 | -10.00% | 12 | 24 | 1 | Y | | R | 02/2025 | | |
| | Exc Award (06/30/2024) | | | | | | | | | | | | | | | |
| 12522 | DELAND | 04/10/1939 | Active(1) | 5 | 0 | 0 | 0.00% | 5 | | 15 | N | None | | 11/2018 | 90+ Days | |
| 152836 | Eastport | 11/03/2022 | Active | 39 | 1 | 8 | -15.22% | 52 | 3 | 0 | Y | | N | 11/2025 | | \$100.00 |
| | Exc Award (06/30/2023, 06/30/2024) | | | | | | | | | | | | | | | |
| 12578 | FLORAL CITY | 06/16/1953 | Active | 12 | 0 | 0 | 0.00% | 12 | | 12 | Y | 4 | R | 11/2025 | | |
| 12530 | FRUITLAND PARK | 08/19/1954 | Active | 22 | 1 | 1 | 0.00% | 20 | 3 | 0 | Y | 2 | R | 11/2025 | | \$250.00 |
| | Exc Award (06/30/2022) | | | | | | | | | | | | | | | |
| 29796 | HIGH POINT | 09/30/1974 | Active | 31 | 7 | 6 | 3.33% | 33 | 10 | 0 | Y | 2 | R | 11/2025 | | \$800.00 |
| | Exc Award (06/30/2018) | | | | | | | | | | | | | | | |
| 12582 | HOMOSASSA | 04/30/1970 | Active | 77 | 12 | 2 | 14.93% | 71 | 1 | 0 | Y | 2 | N | 11/2025 | | |
| | Exc Award (06/30/2016, 06/30/2017, 06/30/2020, 06/30/2022) | | | | | | | | | | | | | | | |
| 12487 | INGLIS YANKEETOWN | 05/24/1971 | Active | 16 | 1 | 1 | 0.00% | 18 | 2 | 2 | Y | | | 11/2025 | | |
| | Exc Award (06/30/2018, 06/30/2023) | | | | | | | | | | | | | | | |
| 31924 | INVERNESS | 03/30/1976 | Active | 16 | 1 | 2 | -5.88% | 20 | 25 | 0 | Y | 2 | N | 11/2025 | | |
| 12637 | KATHLEEN | 03/12/1953 | Active | 44 | 7 | 3 | 10.00% | 48 | 10 | 1 | Y | 2 | | 10/2025 | | |
| 12533 | KISSIMMEE | 03/21/1939 | Active | 23 | 0 | 0 | 0.00% | 23 | | 3 | Y | | N | 12/2023 | | |
| | Exc Award (06/30/2017) | | | | | | | | | | | | | | | |



Club Health Assessment for District 35 O through November 2025

| | | | Status | Membership | | | | | | Reports | | | | Finance | LCIF | |
|-------------|---|--------------|-------------------------------------|-------------------------|-------------------|---------------------|---------------------|-------------------------|---------------------------------------|--------------------------------|--------------------------------|---------------------------------|-------------------|--------------------------------------|-----------------|---------------|
| Club Number | Club Name | Charter Date | Times in Status Quo in Past 2 Years | Current Member Count ** | YTD Members Added | YTD Members Dropped | YTD Net Growth% *** | Member Count 1 Year Ago | Dropped Members Avg.Length of Service | Months Since Membership Update | Current Officers Reported **** | Current President Repeated Term | VP Reported ***** | Last Date Reported Service (mm/yyyy) | Account Balance | YTD Donations |
| 47000 | LADY LK ORANGE BLOSSOM GARDENS Exc Award (06/30/2019, 06/30/2022) | 03/02/1987 | Active | 89 | 10 | 3 | 8.54% | 92 | 3 | 1 | Y | 3 | R | 11/2025 | | |
| 12639 | LAKE ALFRED Exc Award (06/30/2016, 06/30/2018) | 10/30/1945 | Active | 31 | 3 | 3 | 0.00% | 30 | 1 | 2 | Y | | | 11/2025 | | |
| 100760 | LAKE SUMTER Exc Award (06/30/2017, 06/30/2020, 06/30/2023) | 12/06/2007 | Active | 70 | 5 | 0 | 7.69% | 69 | | 0 | Y | | N | 10/2025 | | \$400.00 |
| 32727 | LAKELAND NORTH LAKELAND | 09/07/1976 | Active | 17 | 1 | 0 | 6.25% | 28 | | 2 | Y | | IP | 10/2025 | | |
| 12537 | LOCKHART | 09/30/1954 | Active | 12 | 1 | 1 | 0.00% | 12 | 4 | 1 | Y | 10 | | | | |
| 12540 | MOUNT DORA Exc Award (06/30/2020) | 03/03/1939 | Active | 20 | 0 | 1 | -4.76% | 22 | 53 | 2 | Y | 2 | R | 06/2025 | 90+ Days | |
| 12541 | NEW SMYRNA BEACH | 01/27/1947 | Active | 3 | 0 | 0 | 0.00% | 3 | | 4 | Y | 6 | R | 08/2025 | | |
| 12545 | OCOEE | 11/15/1948 | Active | 20 | 1 | 0 | 5.26% | 21 | | 0 | Y | 5 | R | 10/2025 | | |
| 12549 | ORLANDO COLLEGE PARK | 04/20/1950 | Active | 16 | 4 | 0 | 33.33% | 13 | | 0 | Y | 4 | | 03/2025 | | |
| 144012 | Orlando International Film Festival | 12/17/2020 | Active(1) | 10 | 10 | 0 | 100.00% | 15 | | 3 | Y | 2 | | 04/2025 | 90+ Days | |
| 12552 | ORMOND BEACH Exc Award (06/30/2016, 06/30/2017, 06/30/2023) | 10/26/1954 | Active | 15 | 1 | 0 | 7.14% | 15 | | 2 | Y | 3 | | 11/2025 | | |
| 84490 | ORMOND BY THE SEA Exc Award (06/30/2017, 06/30/2018, 06/30/2019, 06/30/2022, 06/30/2023, 06/30/2024) | 12/03/2004 | Active | 38 | 0 | 0 | 0.00% | 40 | | 6 | Y | 2 | N | 11/2025 | | \$600.00 |
| 63021 | OVIEDO-WINTER SPRINGS L C Exc Award (06/30/2017, 06/30/2018, 06/30/2021, 06/30/2022, 06/30/2024) | 04/12/2000 | Active | 48 | 5 | 0 | 11.63% | 40 | | 0 | Y | | N | 11/2025 | | \$3,335.00 |
| 87965 | PALM BAY PROGRESSIVE | 05/03/2005 | Cancelled(6*) | 0 | 0 | 0 | 0.00% | 6 | | 5 | N | None | | 02/2024 | | |
| 12554 | PALM COAST Exc Award (06/30/2022, 06/30/2023, 06/30/2024) | 11/06/1973 | Active | 28 | 6 | 1 | 21.74% | 22 | 1 | 0 | Y | | N | 11/2025 | 90+ Days | \$25.00 |
| 12555 | PIERSON Exc Award (06/30/2020) | 01/17/1950 | Active | 42 | 2 | 0 | 5.00% | 32 | | 3 | Y | 2 | N | 09/2025 | | |
| 53155 | PONCE INLET | 05/28/1992 | Active | 22 | 1 | 0 | 4.76% | 28 | | 4 | Y | 8 | | 11/2025 | | |
| 12709 | ROCKLEDGE | 12/08/1968 | Active | 9 | 0 | 0 | 0.00% | 9 | | 17 | Y | 8 | | 05/2023 | 90+ Days | |



Club Health Assessment for District 35 O through November 2025

| | | | Status | Membership | | | | | | Reports | | | | Finance | LCIF | |
|--|---------------------------|--------------|-------------------------------------|-------------------------|-------------------|---------------------|---------------------|-------------------------|---------------------------------------|--------------------------------|--------------------------------|---------------------------------|-------------------|--------------------------------------|-----------------|---------------|
| Club Number | Club Name | Charter Date | Times in Status Quo in Past 2 Years | Current Member Count ** | YTD Members Added | YTD Members Dropped | YTD Net Growth% *** | Member Count 1 Year Ago | Dropped Members Avg.Length of Service | Months Since Membership Update | Current Officers Reported **** | Current President Repeated Term | VP Reported ***** | Last Date Reported Service (mm/yyyy) | Account Balance | YTD Donations |
| Exc Award (06/30/2018) | | | Active | 56 | 6 | 0 | 12.00% | 49 | | 0 | Y | | N | 11/2025 | | \$2,700.00 |
| 12711 | SATELLITE BEACH | 03/29/1960 | | | | | | | | | | | | | | |
| Exc Award (06/30/2016, 06/30/2017, 06/30/2018, 06/30/2019, 06/30/2021) | | | | | | | | | | | | | | | | |
| 35548 | SOUTH DAYTONA | 05/02/1978 | | 31 | 0 | 1 | -3.13% | 33 | 9 | 2 | Y | 7 | R | 11/2025 | | \$40.00 |
| Exc Award (06/30/2019, 06/30/2024) | | | | | | | | | | | | | | | | |
| 133516 | Spring Hill Nature Coast | 12/21/2017 | | 10 | 0 | 0 | 0.00% | 10 | | 22 | Y | | N | 11/2025 | | |
| 12562 | TAVARES | 08/19/1955 | | 29 | 1 | 1 | 0.00% | 31 | 3 | 3 | Y | 2 | R | 10/2023 | | |
| 63534 | VIERA | 08/21/2000 | | 18 | 0 | 0 | 0.00% | 21 | | 5 | Y | 6 | | 10/2025 | | |
| Exc Award (06/30/2022) | | | Active(1) | 4 | 4 | 0 | 100.00% | 6 | | 1 | N | | | 09/2024 | 90+ Days | |
| 103531 | VOLUSIA COUNTY | 09/04/2008 | | | | | | | | | | | | | | |
| 152158 | West Volusia Action Team | 10/17/2022 | | Status Quo(2) | 6 | 0 | 0 | 0.00% | 9 | 6 | N | None | | 05/2023 | | |
| 46925 | WILDWOOD SUMTER COUNTY 44 | 02/03/1987 | Active | 21 | 0 | 0 | 0.00% | 24 | | 2 | Y | 12 | | 03/2024 | | |

Clubs Cancelled Previous Fiscal Year – Clubs Cancelled within last 12 months may be reinstated

| Club Number | Club Name | Charter Date | Current Status* | Cancellation Date |
|-------------|-----------------------|--------------|-----------------|-------------------|
| 12546 | ORANGE CITY | 11/11/1953 | Cancelled(8*) | 06/29/2025 |
| 61974 | ORLANDO HISPANIC | 05/20/1999 | Cancelled(6*) | 03/29/2025 |
| 130755 | Orlando Knights Lions | 04/27/2017 | Cancelled(8*) | 06/29/2025 |

| Current Total Clubs Count | YTD New Clubs Count | YTD Cancelled Clubs Count | YTD Net Club Gain | Current Total Members Count | YTD Add | YTD Drop | YTD Net Growth | YTD Net Growth % | Member Count 12 Months Ago | Average Member Count Per Club | % of Clubs with less than 20 members | % No Officer Report in 12 Months | % of Clubs with balance 90+ days | Number of Clubs in Status Quo | % Status Quo Clubs in Financial Suspension | Number of Cancelled Clubs | Average Cancelled Club Age | Members Lost Due to Cancellation | % of Clubs Cancelled for Non-Financial Reasons |
|---------------------------|---------------------|---------------------------|-------------------|-----------------------------|---------|----------|----------------|------------------|----------------------------|-------------------------------|--------------------------------------|----------------------------------|----------------------------------|-------------------------------|--|---------------------------|----------------------------|----------------------------------|--|
| 43 | 0 | 1 | -1 | 1,077 | 100 | 43 | 57 | 5.59% | 1,115 | 25 | 49% | 2% | 14% | 1 | 100% | 1 | 126 | 0 | -100% |

* - P - Priority Club. Cancellation Reasons: 1-Objectives/conduct, 2-Non-active club, 5-Non-existing club, 6-Disbanding, 7-Merger, 8-Financial Suspension, 9-District/Multiple District Dues.

** Red denotes below 15 active members.

*** Red denotes 20% + loss.

**** Y - all 3 (President, Secretary, Treasurer) club officers reported, N - not all 3 reported.

***** Abbreviation: N-New, IP-Immediate Past, R-Repeat.



Club Health Assessment for District 35 N through November 2025

| | | | Status | Membership | | | | | | Reports | | | | Finance | LCIF | |
|-------------------------------|--|--------------|-------------------------------------|-------------------------|-------------------|---------------------|---------------------|-------------------------|---------------------------------------|--------------------------------|--------------------------------|---------------------------------|-------------------|--------------------------------------|-----------------|---------------|
| Club Number | Club Name | Charter Date | Times in Status Quo in Past 2 Years | Current Member Count ** | YTD Members Added | YTD Members Dropped | YTD Net Growth% *** | Member Count 1 Year Ago | Dropped Members Avg.Length of Service | Months Since Membership Update | Current Officers Reported **** | Current President Repeated Term | VP Reported ***** | Last Date Reported Service (mm/yyyy) | Account Balance | YTD Donations |
| Clubs less than two years old | | | | | | | | | | | | | | | | |
| 182413 | Hollywood Muhammad Ali Legacy Continued | 06/19/2025 | Active | 10 | 0 | 6 | -37.50% | 0 | 0 | 0 | Y | 2 | | 11/2025 | 90+ Days | |
| 171848 | Miami Intercontinental | 06/19/2024 | Active(1) | 12 | 9 | 28 | -61.29% | 31 | 1 | 1 | Y | | | | | |
| 156494 | Miramar - First Haitian-American | 12/04/2023 | Active(1) | 24 | 0 | 0 | 0.00% | 40 | | 5 | N | None | | 01/2024 | | |
| Clubs more than two years old | | | | | | | | | | | | | | | | |
| 15803 | ARUBA Exc Award (06/30/2022, 06/30/2023, 06/30/2024) | 09/23/1947 | Active | 59 | 0 | 3 | -4.84% | 64 | 19 | 1 | Y | | N | 10/2025 | | \$170.00 |
| 131343 | Aruba One Happy Island Exc Award (06/30/2018, 06/30/2021, 06/30/2022, 06/30/2024) | 06/16/2017 | Active(1) | 21 | 0 | 3 | -12.50% | 24 | 6 | 0 | Y | | R | 11/2025 | | \$764.86 |
| 12770 | AVENTURA-NORTH MIAMI BEACH L C Exc Award (06/30/2018) | 11/02/1953 | Active | 16 | 0 | 2 | -11.11% | 19 | 11 | 4 | Y | 4 | R | 05/2025 | | |
| 12674 | BOCA RATON | 06/16/1947 | Active | 16 | 0 | 0 | 0.00% | 22 | | 6 | Y | | | 10/2025 | | \$1,000.00 |
| 15804 | BONAIRE | 02/02/1962 | Active | 19 | 0 | 0 | 0.00% | 19 | | 4 | Y | 2 | R | 06/2024 | | |
| 127823 | Broward Centennial | 06/09/2016 | Active | 15 | 0 | 0 | 0.00% | 17 | | 3 | Y | 4 | R | 09/2025 | | |
| 12677 | CLEWISTON | 06/02/1947 | Active(1) | 12 | 0 | 0 | 0.00% | 16 | | 7 | N | None | | 03/2024 | | |
| 40424 | CORAL WAY COLOMBIAN L C | 10/05/1981 | Active | 16 | 7 | 7 | 0.00% | 20 | 2 | 0 | Y | 2 | N | 10/2025 | | |
| 15805 | CURACAO Exc Award (06/30/2023) | 01/10/1946 | Active | 49 | 3 | 1 | 4.26% | 51 | 8 | 2 | Y | | N | 10/2025 | | \$80.00 |
| 12732 | DANIA BEACH | 06/20/1947 | Active | 54 | 3 | 0 | 5.88% | 58 | | 2 | Y | 2 | | 10/2025 | | \$250.00 |
| 12681 | DELRAY BEACH Exc Award (06/30/2017) | 02/07/1939 | Active | 13 | 1 | 0 | 8.33% | 12 | | 4 | Y | 6 | N | 11/2025 | | |
| 12683 | FORT LAUDERDALE Exc Award (06/30/2022) | 03/28/1935 | Active | 11 | 0 | 0 | 0.00% | 15 | | 1 | N | | | 08/2025 | | \$950.00 |
| 12686 | FORT PIERCE Exc Award (06/30/2018, 06/30/2025) | 05/23/1947 | Active | 37 | 0 | 0 | 0.00% | 33 | | 0 | Y | | N | 11/2025 | | \$2,050.00 |
| 12725 | FREEPORT Exc Award (06/30/2023, 06/30/2024) | 03/15/1966 | Active | 37 | 3 | 0 | 8.82% | 37 | | 1 | Y | | N | 11/2025 | | |



Club Health Assessment for District 35 N through November 2025

| | | | Status | Membership | | | | | | Reports | | | | Finance | LCIF | |
|--|--------------------------------|--------------|-------------------------------------|-------------------------|-------------------|---------------------|---------------------|-------------------------|---------------------------------------|--------------------------------|--------------------------------|---------------------------------|-------------------|--------------------------------------|-----------------|---------------|
| Club Number | Club Name | Charter Date | Times in Status Quo in Past 2 Years | Current Member Count ** | YTD Members Added | YTD Members Dropped | YTD Net Growth% *** | Member Count 1 Year Ago | Dropped Members Avg.Length of Service | Months Since Membership Update | Current Officers Reported **** | Current President Repeated Term | VP Reported ***** | Last Date Reported Service (mm/yyyy) | Account Balance | YTD Donations |
| 125092 | Freeport Grand Bahamas Lucayan | 06/10/2015 | Active(1) | 15 | 0 | 0 | 0.00% | 15 | | 0 | N | None | | 11/2024 | 90+ Days | |
| 59584 | HIALEAH PAN AMERICAN | 05/23/1997 | Active | 40 | 1 | 0 | 2.56% | 28 | | 1 | Y | | N | 06/2025 | | |
| Exc Award (06/30/2023, 06/30/2025) | | | | | | | | | | | | | | | | |
| 130759 | Hollywood | 05/10/2017 | Active | 22 | 0 | 0 | 0.00% | 18 | | 10 | Y | 4 | R | 04/2024 | | |
| 57101 | HOLLYWOOD COLOMBIAN-AMERICAN | 06/08/1995 | Active(1) | 10 | 0 | 0 | 0.00% | 14 | | 3 | Y | 3 | | 03/2024 | | |
| Exc Award (06/30/2017, 06/30/2019) | | | | | | | | | | | | | | | | |
| 98911 | INDIANTOWN | 03/26/2007 | Active | 3 | 0 | 0 | 0.00% | 3 | | 31 | N | None | | 10/2023 | | |
| 12744 | KEY BISCAVNE | 09/11/1953 | Active | 8 | 0 | 1 | -11.11% | 9 | 69 | 2 | Y | | | 10/2025 | | |
| 12745 | KEY LARGO | 05/22/1956 | Active | 4 | 0 | 0 | 0.00% | 4 | | 33 | N | 13 | R | 10/2023 | | |
| 12746 | KEY WEST | 04/28/1938 | Active(1) | 20 | 1 | 0 | 5.26% | 17 | | 3 | Y | 8 | R | 09/2023 | | |
| 12691 | LAKE WORTH | 04/17/1925 | Active | 17 | 2 | 1 | 6.25% | 15 | 1 | 0 | Y | 3 | R | 11/2025 | | \$605.00 |
| 12749 | MIAMI | 04/23/1924 | Active | 17 | 1 | 2 | -5.56% | 19 | 2 | 1 | Y | 2 | | 09/2025 | | |
| 12752 | MIAMI BUENA VISTA-BILTMORE | 03/11/1970 | Active | 28 | 1 | 2 | -3.45% | 32 | 13 | 0 | Y | | N | 11/2025 | | |
| Exc Award (06/30/2019, 06/30/2024) | | | | | | | | | | | | | | | | |
| 30261 | MIAMI CUBAN | 02/27/1975 | Active | 44 | 0 | 1 | -2.22% | 47 | 2 | 3 | Y | | N | 11/2025 | | \$350.00 |
| Exc Award (06/30/2023) | | | | | | | | | | | | | | | | |
| 111682 | MIAMI DADE INTERAMERICAN | 07/20/2011 | Active | 30 | 3 | 0 | 11.11% | 28 | | 2 | Y | 3 | R | 11/2025 | | \$1,450.00 |
| Exc Award (06/30/2018, 06/30/2023, 06/30/2024) | | | | | | | | | | | | | | | | |
| 115409 | MIAMI FIVE STARS | 10/27/2011 | Active | 29 | 0 | 2 | -6.45% | 22 | 6 | 0 | Y | | | 11/2025 | | |
| Exc Award (06/30/2016, 06/30/2020, 06/30/2021, 06/30/2023, 06/30/2024, 06/30/2025) | | | | | | | | | | | | | | | | |
| 137624 | Miami Fontainebleau | 03/05/2019 | Active(1) | 18 | 0 | 0 | 0.00% | 19 | | 8 | Y | 4 | | 05/2022 | | |
| 111706 | MIAMI GLOBAL COLOMBIAN | 07/26/2011 | Active | 12 | 0 | 1 | -7.69% | 15 | 1 | 1 | Y | | R | 06/2025 | | |
| Exc Award (06/30/2024) | | | | | | | | | | | | | | | | |
| 64931 | MIAMI INTERAMERICAN ECUADOR | 01/23/2002 | Active | 8 | 1 | 0 | 14.29% | 12 | | 1 | Y | 9 | R | 11/2025 | | |
| Exc Award (06/30/2019) | | | | | | | | | | | | | | | | |
| 53074 | MIAMI KENDALL WEST | 05/12/1992 | Active | 6 | 0 | 0 | 0.00% | 6 | | 4 | Y | 3 | | 09/2025 | | |
| Exc Award (06/30/2017) | | | | | | | | | | | | | | | | |
| 138705 | Miami Kingdom | 06/20/2019 | Active(2) | 10 | 3 | 3 | 0.00% | 16 | 4 | 4 | N | 8 | | 08/2023 | 90+ Days | |



Club Health Assessment for District 35 N through November 2025

| | | | Status | Membership | | | | | | Reports | | | | Finance | LCIF | |
|--|-------------------------------|--------------|-------------------------------------|-------------------------|-------------------|---------------------|---------------------|-------------------------|---------------------------------------|--------------------------------|--------------------------------|---------------------------------|-------------------|--------------------------------------|-----------------|---------------|
| Club Number | Club Name | Charter Date | Times in Status Quo in Past 2 Years | Current Member Count ** | YTD Members Added | YTD Members Dropped | YTD Net Growth% *** | Member Count 1 Year Ago | Dropped Members Avg.Length of Service | Months Since Membership Update | Current Officers Reported **** | Current President Repeated Term | VP Reported ***** | Last Date Reported Service (mm/yyyy) | Account Balance | YTD Donations |
| 12759 | MIAMI LAKES | 02/25/1964 | Active | 0 | 0 | 10 | -100.00% | 10 | 36 | 0 | N | None | | 09/2025 | | \$10,000.00 |
| 44290 | MIAMI MANAGUA | 10/22/1984 | Active | 22 | 4 | 1 | 15.79% | 20 | 4 | 3 | Y | | N | 10/2025 | | \$1,000.00 |
| 124790 | Miami Medical | 05/08/2015 | Active(2) | 19 | 0 | 0 | 0.00% | 20 | | 7 | N | None | | 10/2025 | | |
| 107820 | MIAMI PERUVIAN | 03/16/2010 | Active | 12 | 0 | 0 | 0.00% | 12 | | 6 | Y | 7 | | 10/2023 | | |
| 12736 | MIAMI SPRINGS | 03/31/1937 | Active | 70 | 4 | 0 | 6.06% | 73 | | 3 | Y | | R | 11/2025 | | |
| Exc Award (06/30/2018, 06/30/2022, 06/30/2024) | | | | | | | | | | | | | | | | |
| 125641 | Miami United World | 08/18/2015 | Active | 14 | 1 | 0 | 7.69% | 15 | | 4 | N | None | | 10/2023 | 90+ Days | |
| 133326 | PEMBROKE PINES WESTON MIRAMAR | 12/06/2017 | Active | 18 | 0 | 0 | 0.00% | 14 | | 9 | Y | | | 08/2025 | | \$250.00 |
| 12772 | PERRINE CUTLER RIDGE L C | 03/31/1954 | Active | 5 | 0 | 0 | 0.00% | 5 | | 21 | Y | 10 | | | | |
| 64896 | PORT ST LUCIE DOWNTOWN | 01/02/2002 | Active | 58 | 7 | 6 | 1.75% | 51 | 8 | 2 | Y | 2 | R | 11/2025 | | \$160.00 |
| Exc Award (06/30/2024, 06/30/2025) | | | | | | | | | | | | | | | | |
| 57281 | PORT ST LUCIE WEST | 08/01/1995 | Active | 27 | 2 | 1 | 3.85% | 30 | 53 | 3 | Y | 2 | N | 06/2025 | 90+ Days | \$750.00 |
| 12713 | SEBASTIAN | 09/06/1958 | Active | 17 | 1 | 2 | -5.56% | 18 | 6 | 0 | Y | 2 | N | 10/2025 | | \$200.00 |
| 108928 | SOUTH FLORIDA MARITIME | 07/16/2010 | Active | 16 | 0 | 0 | 0.00% | 16 | | 7 | Y | 6 | R | 09/2025 | | |
| 12757 | SUNNY ISLES BEACH | 06/30/1950 | Active | 11 | 0 | 0 | 0.00% | 11 | | 2 | N | None | | 10/2025 | | |
| 12763 | WEST MIAMI SUNSHINE | 01/04/1956 | Active | 14 | 0 | 2 | -12.50% | 22 | 2 | 2 | Y | 4 | N | 06/2025 | 90+ Days | |
| 12720 | WEST PALM BEACH WELLINGTON | 03/26/1924 | Active | 10 | 0 | 3 | -23.08% | 12 | 5 | 4 | Y | 10 | | 11/2025 | 90+ Days | |

Clubs Cancelled Previous Fiscal Year – Clubs Cancelled within last 12 months may be reinstated

| Club Number | Club Name | Charter Date | Current Status* | Cancellation Date |
|-------------|-----------------------|--------------|-----------------|-------------------|
| 118069 | CORAL GABLES MERRICK | 10/19/2012 | Cancelled(6*) | 03/29/2025 |
| 60729 | MIAMI LAUTARO CHILEAN | 05/07/1998 | Cancelled(8*) | 12/30/2024 |

| Current Total Clubs Count | YTD New Clubs Count | YTD Cancelled Clubs Count | YTD Net Club Gain | Current Total Members Count | YTD Add | YTD Drop | YTD Net Growth | YTD Net Growth % | Member Count 12 Months Ago | Average Member Count Per Club | % of Clubs with less than 20 members | % No Officer Report in 12 Months | % of Clubs with balance 90+ days | Number of Clubs in Status Quo | % Status Quo Clubs in Financial Suspension | Number of Cancelled Clubs | Average Cancelled Club Age | Members Lost Due to Cancellation | % of Clubs Cancelled for Non-Financial Reasons |
|---------------------------|---------------------|---------------------------|-------------------|-----------------------------|---------|----------|----------------|------------------|----------------------------|-------------------------------|--------------------------------------|----------------------------------|----------------------------------|-------------------------------|--|---------------------------|----------------------------|----------------------------------|--|
| 51 | 0 | 0 | 0 | 1,075 | 58 | 88 | -30 | -2.71% | 1,146 | 21 | 65% | 6% | 16% | 0 | 0% | 0 | 0 | 0 | 0% |



Club Health Assessment for District 35 N through November 2025

INTERNATIONAL

| | | | Status | Membership | | | | | Reports | | | | Finance | LCIF | | |
|-------------|-----------|--------------|-------------------------------------|-------------------------|-------------------|---------------------|---------------------|-------------------------|---------------------------------------|--------------------------------|--------------------------------|---------------------------------|-------------------|--------------------------------------|-----------------|---------------|
| Club Number | Club Name | Charter Date | Times in Status Quo in Past 2 Years | Current Member Count ** | YTD Members Added | YTD Members Dropped | YTD Net Growth% *** | Member Count 1 Year Ago | Dropped Members Avg.Length of Service | Months Since Membership Update | Current Officers Reported **** | Current President Repeated Term | VP Reported ***** | Last Date Reported Service (mm/yyyy) | Account Balance | YTD Donations |

* - P - Priority Club. Cancellation Reasons: 1-Objectives/conduct, 2-Non-active club, 5-Non-existing club, 6-Disbanding, 7-Merger, 8-Financial Suspension, 9-District/Multiple District Dues.
** Red denotes below 15 active members.
*** Red denotes 20% + loss.
**** Y - all 3 (President, Secretary, Treasurer) club officers reported, N - not all 3 reported.
***** Abbreviation: N-New, IP-Immediate Past, R-Repeat.



Club Health Assessment for District 51 O through November 2025

| | | | Status | Membership | | | | | | Reports | | | | Finance | LCIF | |
|-------------------------------|--|--------------|-------------------------------------|-------------------------|-------------------|---------------------|---------------------|-------------------------|---------------------------------------|--------------------------------|--------------------------------|---------------------------------|-------------------|--------------------------------------|-----------------|---------------|
| Club Number | Club Name | Charter Date | Times in Status Quo in Past 2 Years | Current Member Count ** | YTD Members Added | YTD Members Dropped | YTD Net Growth% *** | Member Count 1 Year Ago | Dropped Members Avg.Length of Service | Months Since Membership Update | Current Officers Reported **** | Current President Repeated Term | VP Reported ***** | Last Date Reported Service (mm/yyyy) | Account Balance | YTD Donations |
| Clubs less than two years old | | | | | | | | | | | | | | | | |
| 182926 | Florida | 06/20/2025 | Active | 24 | 1 | 0 | 4.35% | 0 | | 2 | Y | 2 | N | | | |
| 181752 | Hatillo | 06/16/2025 | Active | 21 | 3 | 2 | 5.00% | 0 | 0 | 2 | Y | 2 | | 11/2025 | | \$350.00 |
| 179339 | Quebradillas "Angel L. Saavedra Hernandez" | 11/22/2024 | Active | 40 | 0 | 0 | 0.00% | 25 | | 5 | Y | 2 | R | | | |
| Clubs more than two years old | | | | | | | | | | | | | | | | |
| 14374 | AGUADILLA Exc Award (06/30/2016) | 04/17/1938 | Active(1) | 8 | 0 | 0 | 0.00% | 21 | | 5 | N | None | | 05/2021 | | |
| 154641 | Aguadilla - Universitario Interamerica Recinto de Exc Award (06/30/2024) | 06/02/2023 | Active | 26 | 7 | 9 | -7.14% | 29 | 1 | 0 | Y | | N | 06/2025 | | |
| 127633 | Aguadilla Damas Leones Civicas Exc Award (06/30/2017, 06/30/2018, 06/30/2020, 06/30/2021, 06/30/2022) | 05/23/2016 | Active | 21 | 0 | 0 | 0.00% | 22 | | 1 | Y | 2 | R | 10/2025 | | \$21.00 |
| 77940 | AGUADILLA EN RAMEY Exc Award (06/30/2016, 06/30/2017, 06/30/2018, 06/30/2019, 06/30/2021, 06/30/2022, 06/30/2023) | 12/11/2003 | Active | 26 | 2 | 1 | 4.00% | 23 | 2 | 0 | Y | | N | 10/2025 | 90+ Days | \$350.00 |
| 122862 | Añasco Diego Salcedo Exc Award (06/30/2016, 06/30/2017, 06/30/2018, 06/30/2019, 06/30/2021, 06/30/2023, 06/30/2024) | 08/07/2014 | Active | 31 | 1 | 0 | 3.33% | 29 | | 1 | Y | | R | 05/2025 | | \$750.00 |
| 109633 | AÑASCO LA PAZ Exc Award (06/30/2018, 06/30/2021, 06/30/2022, 06/30/2023) | 11/09/2010 | Active | 21 | 2 | 0 | 10.53% | 17 | | 0 | Y | 3 | R | 10/2025 | 90+ Days | \$100.00 |
| 14377 | ARECIBO CAPITAN CORREA Exc Award (06/30/2016, 06/30/2017, 06/30/2018, 06/30/2019, 06/30/2021, 06/30/2022) | 12/03/1970 | Active | 30 | 1 | 0 | 3.45% | 30 | | 3 | Y | | | 11/2025 | 90+ Days | \$365.00 |
| 14376 | Arecibo Carlos B. Esteva Mersch Exc Award (06/30/2019, 06/30/2021, 06/30/2024) | 06/14/1938 | Active | 41 | 3 | 2 | 2.50% | 36 | 4 | 0 | Y | 3 | | 10/2025 | | \$250.00 |
| 33215 | ARECIBO SANTANA Exc Award (06/30/2021, 06/30/2023, 06/30/2024) | 01/10/1977 | Active | 20 | 1 | 0 | 5.26% | 19 | | 2 | Y | | N | 03/2025 | | \$100.00 |



Club Health Assessment for District 51 O through November 2025

| | | | Status | Membership | | | | | | Reports | | | | Finance | | LCIF |
|-------------|---|--------------|-------------------------------------|-------------------------|-------------------|---------------------|---------------------|-------------------------|---------------------------------------|--------------------------------|--------------------------------|---------------------------------|-------------------|--------------------------------------|-----------------|---------------|
| Club Number | Club Name | Charter Date | Times in Status Quo in Past 2 Years | Current Member Count ** | YTD Members Added | YTD Members Dropped | YTD Net Growth% *** | Member Count 1 Year Ago | Dropped Members Avg.Length of Service | Months Since Membership Update | Current Officers Reported **** | Current President Repeated Term | VP Reported ***** | Last Date Reported Service (mm/yyyy) | Account Balance | YTD Donations |
| 105012 | ARECIBO UNIVERSIDAD DE PUERTO RICO Exc Award (06/30/2016, 06/30/2017, 06/30/2019) | 04/02/2009 | Active(1) | 5 | 0 | 4 | -44.44% | 9 | 3 | 2 | Y | | | 09/2025 | | |
| 14381 | CABO ROJO LUIS CARLO AYMAT Exc Award (06/30/2020, 06/30/2021, 06/30/2022, 06/30/2023, 06/30/2024) | 06/18/1940 | Active | 75 | 3 | 0 | 4.17% | 72 | | 0 | Y | | R | 11/2025 | | \$150.00 |
| 14395 | CAMUY Exc Award (06/30/2018, 06/30/2020, 06/30/2021, 06/30/2022, 06/30/2023) | 04/04/1960 | Active | 36 | 3 | 4 | -2.70% | 38 | 25 | 2 | Y | 2 | R | 11/2025 | | \$350.00 |
| 14372 | DR ROSENDO E MTNZ DE ADJUNTAS Exc Award (06/30/2024) | 04/16/1946 | Active | 61 | 0 | 0 | 0.00% | 61 | | 15 | Y | | N | 05/2025 | | |
| 14459 | Guánica Ensenada "Wilfredo Rodríguez Vázquez" Exc Award (06/30/2017, 06/30/2018, 06/30/2020, 06/30/2021, 06/30/2022, 06/30/2023, 06/30/2024) | 05/08/1954 | Active | 42 | 0 | 6 | -12.50% | 43 | 4 | 2 | Y | | N | 11/2025 | | \$100.00 |
| 14461 | GUAYANILLA HERMINIO ARZOLA Exc Award (06/30/2018, 06/30/2019, 06/30/2020, 06/30/2022, 06/30/2023, 06/30/2024) | 12/23/1946 | Active | 95 | 1 | 0 | 1.06% | 85 | | 0 | Y | | N | 11/2025 | | |
| 14396 | HORMIGUEROS Exc Award (06/30/2016, 06/30/2017, 06/30/2022, 06/30/2023, 06/30/2024) | 01/02/1962 | Active | 53 | 5 | 0 | 10.42% | 46 | | 0 | Y | | N | 11/2025 | 90+ Days | \$100.00 |
| 14398 | ISABELA Exc Award (06/30/2017, 06/30/2018, 06/30/2019, 06/30/2023, 06/30/2024) | 04/14/1946 | Active | 77 | 1 | 1 | 0.00% | 78 | 37 | 2 | Y | | N | 10/2025 | 90+ Days | \$2,575.00 |
| 14402 | JAYUYA Exc Award (06/30/2022, 06/30/2023) | 11/06/1955 | Active | 25 | 0 | 0 | 0.00% | 22 | | 8 | Y | 2 | R | 08/2025 | 90+ Days | |
| 32216 | JOSÉ A TONY MÉNDEZ PONCE PLAYA Exc Award (06/30/2017, 06/30/2018, 06/30/2019, 06/30/2021, 06/30/2022, 06/30/2023, 06/30/2024) | 05/13/1976 | Active | 31 | 0 | 4 | -11.43% | 35 | 10 | 4 | Y | 2 | N | 04/2025 | | |
| 146359 | Juana Diaz Exc Award (06/30/2022) | 06/07/2021 | Active(1) | 16 | 1 | 0 | 6.67% | 18 | | 6 | N | | N | 12/2023 | | |
| 14404 | LAJAS GERON IRIZARRY Exc Award (06/30/2017, 06/30/2018, 06/30/2019, 06/30/2022) | 08/01/1953 | Active | 54 | 3 | 1 | 3.85% | 43 | 10 | 0 | Y | 2 | R | 11/2025 | | \$170.00 |



Club Health Assessment for District 51 O through November 2025

| | | | Status | Membership | | | | | | Reports | | | | Finance | LCIF | |
|-------------|---|--------------|-------------------------------------|-------------------------|-------------------|---------------------|---------------------|-------------------------|---------------------------------------|--------------------------------|--------------------------------|---------------------------------|-------------------|--------------------------------------|-----------------|---------------|
| Club Number | Club Name | Charter Date | Times in Status Quo in Past 2 Years | Current Member Count ** | YTD Members Added | YTD Members Dropped | YTD Net Growth% *** | Member Count 1 Year Ago | Dropped Members Avg.Length of Service | Months Since Membership Update | Current Officers Reported **** | Current President Repeated Term | VP Reported ***** | Last Date Reported Service (mm/yyyy) | Account Balance | YTD Donations |
| 150925 | Lares | 05/31/2022 | Active | 28 | 0 | 3 | -9.68% | 32 | 2 | 2 | Y | | | 10/2025 | | |
| 14407 | LAS MARIAS PEDRO AVILA FIGUERO Exc Award (06/30/2019, 06/30/2021, 06/30/2023, 06/30/2024) | 06/03/1965 | Active | 40 | 0 | 2 | -4.76% | 41 | 15 | 2 | Y | | N | 08/2025 | | |
| 14411 | MARICAO Exc Award (06/30/2017, 06/30/2019, 06/30/2022) | 05/07/1950 | Active | 16 | 0 | 0 | 0.00% | 16 | | 5 | Y | 2 | | 11/2025 | | |
| 14412 | MAYAGUEZ Exc Award (06/30/2017, 06/30/2019, 06/30/2022) | 03/09/1937 | Active | 31 | 0 | 0 | 0.00% | 28 | | 5 | Y | | R | 10/2025 | | \$50.00 |
| 66458 | MAYAGUEZ DAMAS LEONES-HILDA GARCÍA DE Exc Award (06/30/2016, 06/30/2017, 06/30/2018, 06/30/2020, 06/30/2021, 06/30/2022, 06/30/2023, 06/30/2024) | 06/28/2002 | Active | 43 | 5 | 6 | -2.27% | 45 | 3 | 0 | Y | | N | 10/2025 | | \$250.00 |
| 138227 | Mayagüez Nuevas Voces Exc Award (06/30/2020, 06/30/2022, 06/30/2023, 06/30/2024) | 06/20/2019 | Active | 62 | 15 | 7 | 14.81% | 55 | 5 | 0 | Y | | N | 11/2025 | | \$1,000.00 |
| 14414 | MAYAGUEZ VISTA VERDE Exc Award (06/30/2016, 06/30/2017, 06/30/2018, 06/30/2019, 06/30/2021, 06/30/2022) | 03/02/1970 | Active | 47 | 2 | 1 | 2.17% | 43 | 22 | 0 | Y | | N | 11/2025 | | \$50.00 |
| 14415 | MOCA Exc Award (06/30/2018, 06/30/2019, 06/30/2021, 06/30/2023) | 11/06/1961 | Active | 40 | 0 | 0 | 0.00% | 37 | | 7 | Y | | N | 11/2025 | | |
| 14476 | PENUELAS Exc Award (06/30/2017, 06/30/2019, 06/30/2021, 06/30/2022, 06/30/2023, 06/30/2024) | 10/18/1964 | Active | 86 | 0 | 0 | 0.00% | 66 | | 3 | Y | | N | 10/2025 | | \$150.00 |
| 105014 | PENUELAS FLAMBOYAN Exc Award (06/30/2018, 06/30/2019, 06/30/2020, 06/30/2021, 06/30/2022, 06/30/2023) | 03/23/2009 | Active | 34 | 0 | 0 | 0.00% | 34 | | 5 | Y | | N | 11/2025 | | |
| 14477 | PONCE Exc Award (06/30/2018, 06/30/2019, 06/30/2020, 06/30/2021, 06/30/2022, 06/30/2023) | 02/03/1937 | Active | 78 | 5 | 3 | 2.63% | 74 | 7 | 1 | Y | 2 | R | 11/2025 | 90+ Days | \$1,320.00 |
| 14478 | PONCE BARAMAYA | 04/17/1972 | Active | 40 | 0 | 8 | -16.67% | 46 | 2 | 0 | Y | | N | 10/2025 | | \$50.00 |



Club Health Assessment for District 51 O through November 2025

| | | | Status | Membership | | | | | Reports | | | | Finance | LCIF | | |
|-------------|---|--------------|-------------------------------------|-------------------------|-------------------|---------------------|---------------------|-------------------------|---------------------------------------|--------------------------------|--------------------------------|---------------------------------|-------------------|--------------------------------------|-----------------|---------------|
| Club Number | Club Name | Charter Date | Times in Status Quo in Past 2 Years | Current Member Count ** | YTD Members Added | YTD Members Dropped | YTD Net Growth% *** | Member Count 1 Year Ago | Dropped Members Avg.Length of Service | Months Since Membership Update | Current Officers Reported **** | Current President Repeated Term | VP Reported ***** | Last Date Reported Service (mm/yyyy) | Account Balance | YTD Donations |
| 102361 | Exc Award (06/30/2016, 06/30/2017, 06/30/2020, 06/30/2021, 06/30/2022, 06/30/2023, 06/30/2024) PONCE MANOS QUE TRABAJAN | 06/11/2008 | Active | 25 | 0 | 0 | 0.00% | 25 | | 6 | Y | 3 | R | 10/2025 | | |
| 14480 | Exc Award (06/30/2020, 06/30/2021, 06/30/2022, 06/30/2024) PONCE MIGUEL POU | 10/30/1969 | Active | 9 | 0 | 0 | 0.00% | 13 | | 7 | Y | 4 | R | 08/2024 | | |
| 131139 | Exc Award (06/30/2017, 06/30/2020) Ponce Señorial | 06/08/2017 | Active | 17 | 0 | 0 | 0.00% | 17 | | 6 | Y | 6 | N | 10/2024 | | \$500.00 |
| 78500 | Exc Award (06/30/2018, 06/30/2021) RINCON | 03/03/2004 | Active | 14 | 0 | 0 | 0.00% | 15 | | 3 | Y | 2 | | 07/2025 | | |
| 14425 | Exc Award (06/30/2017, 06/30/2020, 06/30/2021, 06/30/2022) SABANA GRANDE | 04/02/1954 | Active | 76 | 3 | 0 | 4.11% | 79 | | 1 | Y | | N | 10/2025 | | \$450.00 |
| 32613 | Exc Award (06/30/2017, 06/30/2018, 06/30/2019, 06/30/2021, 06/30/2022, 06/30/2023) SAN ANTONIO MIGUEL A. "MICKEY" RIVERA | 07/14/1976 | Active | 21 | 0 | 1 | -4.55% | 22 | 1 | 0 | Y | 2 | R | 10/2025 | | \$1,000.00 |
| 14426 | Exc Award (06/30/2019, 06/30/2020, 06/30/2022, 06/30/2023, 06/30/2024) SAN GERMÁN ALFREDO VIVONI ACOSTA | 02/03/1938 | Active | 89 | 6 | 3 | 3.49% | 84 | 5 | 0 | Y | 2 | N | 11/2025 | | \$650.00 |
| 52919 | Exc Award (06/30/2017, 06/30/2019, 06/30/2020, 06/30/2021, 06/30/2022, 06/30/2023, 06/30/2024) SAN GERMAN PORTA COELI | 04/09/1992 | Active | 42 | 0 | 1 | -2.33% | 39 | 1 | 0 | Y | | N | 11/2024 | | |
| 14430 | Exc Award (06/30/2017, 06/30/2018, 06/30/2021, 06/30/2022, 06/30/2024) SAN SEBASTIAN | 10/09/1943 | Active | 81 | 6 | 2 | 5.19% | 87 | 47 | 0 | Y | | N | 11/2025 | | \$120.00 |
| 154965 | Exc Award (06/30/2016, 06/30/2017, 06/30/2019, 06/30/2020, 06/30/2021, 06/30/2022, 06/30/2023, 06/30/2024) Universidad Interamericana San German | 06/30/2023 | Active | 40 | 0 | 0 | 0.00% | 53 | | 11 | Y | 2 | | | 90+ Days | |
| 153871 | Universitario Interamericana Recinto de Ponce Leones | 03/31/2023 | Active | 36 | 3 | 0 | 9.09% | 31 | | 0 | N | None | | 09/2023 | 90+ Days | |
| 110975 | Exc Award (06/30/2017, 06/30/2021) UNIVERSITARIO PONCE PUCPR | 04/29/2011 | Active(1) | 5 | 0 | 2 | -28.57% | 2 | 1 | 0 | N | | N | 10/2025 | | |



Club Health Assessment for District 51 O through November 2025

INTERNATIONAL

| Club Number | Club Name | Charter Date | Status | Membership | | | | | Reports | | | | | Finance | LCIF | |
|-------------|--|--------------|-------------------------------------|-------------------------|-------------------|---------------------|---------------------|-------------------------|---------------------------------------|--------------------------------|--------------------------------|---------------------------------|-------------------|--------------------------------------|-----------------|---------------|
| | | | Times in Status Quo in Past 2 Years | Current Member Count ** | YTD Members Added | YTD Members Dropped | YTD Net Growth% *** | Member Count 1 Year Ago | Dropped Members Avg.Length of Service | Months Since Membership Update | Current Officers Reported **** | Current President Repeated Term | VP Reported ***** | Last Date Reported Service (mm/yyyy) | Account Balance | YTD Donations |
| 14435 | Utuaó Ramón Aníbal Pérez Ramírez Exc Award (06/30/2017, 06/30/2018, 06/30/2019, 06/30/2021, 06/30/2022, 06/30/2024) | 07/23/1938 | Active | 45 | 2 | 0 | 4.65% | 49 | | 2 | Y | | N | 10/2025 | | \$430.00 |
| 14501 | VILLALBA Exc Award (06/30/2019, 06/30/2021, 06/30/2023, 06/30/2024) | 11/09/1955 | Active | 49 | 1 | 0 | 2.08% | 45 | | 3 | Y | | N | 11/2025 | | |
| 14503 | YAUCO RUBÉN ROURA TORRES Exc Award (06/30/2020, 06/30/2022) | 12/02/1937 | Active | 57 | 0 | 3 | -5.00% | 56 | 19 | 0 | Y | | N | 09/2024 | 90+ Days | |

Clubs Cancelled Previous Fiscal Year – Clubs Cancelled within last 12 months may be reinstated

| Club Number | Club Name | | | Charter Date | | Current Status* | | Cancellation Date | | | | | | | | | | | |
|---------------------------|---------------------------|---------------------------|-------------------|-----------------------------|---------|-----------------|----------------|-------------------|----------------------------|-------------------------------|--------------------------------------|----------------------------------|----------------------------------|-------------------------------|--|---------------------------|----------------------------|----------------------------------|--|
| 14397 | HORMIGUEROS VALLE HERMOSO | | | 02/15/1970 | | Cancelled(8*) | | 07/29/2024 | | | | | | | | | | | |
| Current Total Clubs Count | YTD New Clubs Count | YTD Cancelled Clubs Count | YTD Net Club Gain | Current Total Members Count | YTD Add | YTD Drop | YTD Net Growth | YTD Net Growth % | Member Count 12 Months Ago | Average Member Count Per Club | % of Clubs with less than 20 members | % No Officer Report in 12 Months | % of Clubs with balance 90+ days | Number of Clubs in Status Quo | % Status Quo Clubs in Financial Suspension | Number of Cancelled Clubs | Average Cancelled Club Age | Members Lost Due to Cancellation | % of Clubs Cancelled for Non-Financial Reasons |
| 51 | 0 | 0 | 0 | 2,030 | 86 | 76 | 10 | 0.50% | 1,935 | 40 | 16% | 0% | 20% | 0 | 0% | 0 | 0 | 0 | 0% |

* - P - Priority Club. Cancellation Reasons: 1-Objectives/conduct, 2-Non-active club, 5-Non-existing club, 6-Disbanding, 7-Merger, 8-Financial Suspension, 9-District/Multiple District Dues.

** Red denotes below 15 active members.

*** Red denotes 20% + loss.

**** Y - all 3 (President, Secretary, Treasurer) club officers reported, N - not all 3 reported.

***** Abbreviation: N-New, IP-Immediate Past, R-Repeat.



Club Health Assessment for District 51 E through November 2025

| | | | Status | | Membership | | | | | Reports | | | | Finance | | LCIF |
|-------------------------------|--|--------------|-------------------------------------|-------------------------|-------------------|---------------------|---------------------|-------------------------|---------------------------------------|--------------------------------|--------------------------------|---------------------------------|-------------------|--------------------------------------|-----------------|---------------|
| Club Number | Club Name | Charter Date | Times in Status Quo in Past 2 Years | Current Member Count ** | YTD Members Added | YTD Members Dropped | YTD Net Growth% *** | Member Count 1 Year Ago | Dropped Members Avg.Length of Service | Months Since Membership Update | Current Officers Reported **** | Current President Repeated Term | VP Reported ***** | Last Date Reported Service (mm/yyyy) | Account Balance | YTD Donations |
| Clubs less than two years old | | | | | | | | | | | | | | | | |
| 182972 | Las Piedras | 06/27/2025 | Active | 20 | 1 | 1 | 0.00% | 0 | 1 | 1 | N | None | | 11/2025 | 90+ Days | |
| 188248 | Valenciano Virtual - Salud y Belleza con Proposito | 07/30/2025 | Active | 25 | 25 | 0 | 100.00% | 0 | | 1 | Y | | | 09/2025 | | |
| Clubs more than two years old | | | | | | | | | | | | | | | | |
| 35362 | BAIROA PARK L C Exc Award (06/30/2016) | 04/14/1978 | Status Quo(2) | 14 | 0 | 0 | 0.00% | 14 | | 25 | N | None | | 01/2020 | 90+ Days | |
| 14443 | CAGUAS Exc Award (06/30/2016, 06/30/2018, 06/30/2020, 06/30/2022, 06/30/2024) | 02/26/1945 | Active | 67 | 4 | 3 | 1.52% | 59 | 13 | 3 | Y | | N | 08/2025 | | \$250.00 |
| 30159 | CAGUAS/VILLA BLANCA Exc Award (06/30/2019) | 01/31/1975 | Active | 12 | 0 | 0 | 0.00% | 13 | | 9 | Y | 10 | N | 09/2025 | | |
| 14446 | CAROLINA COUNTRY CLUB Exc Award (06/30/2016, 06/30/2019) | 11/11/1969 | Active | 16 | 0 | 2 | -11.11% | 17 | 8 | 4 | Y | 2 | R | 11/2025 | | |
| 58111 | CAROLINA JULIA DE BURGOS Exc Award (06/30/2017, 06/30/2024) | 04/01/1996 | Active(1) | 7 | 0 | 0 | 0.00% | 7 | | 5 | Y | 9 | | 12/2023 | | |
| 14458 | FAJARDO Exc Award (06/30/2018, 06/30/2019, 06/30/2020, 06/30/2021, 06/30/2024) | 12/20/1960 | Active | 41 | 1 | 0 | 2.50% | 37 | | 2 | Y | | N | 03/2025 | 90+ Days | \$1,150.00 |
| 44023 | FREDERIKSTED U S V I | 06/22/1984 | Active | 17 | 1 | 0 | 6.25% | 16 | | 0 | Y | 2 | R | 10/2025 | | \$50.00 |
| 14462 | GURABO Exc Award (06/30/2016) | 09/30/1964 | Active | 23 | 2 | 1 | 4.55% | 21 | 16 | 1 | Y | 2 | N | 08/2025 | 90+ Days | |
| 14463 | HATO REY Exc Award (06/30/2016, 06/30/2018, 06/30/2019, 06/30/2021, 06/30/2022, 06/30/2023, 06/30/2024) | 05/24/1955 | Active | 36 | 4 | 1 | 9.09% | 54 | 11 | 1 | Y | | N | 11/2025 | | |
| 14467 | JUNCOS Exc Award (06/30/2017, 06/30/2019, 06/30/2021, 06/30/2022, 06/30/2024) | 11/20/1946 | Active | 39 | 1 | 24 | -37.10% | 64 | 1 | 1 | Y | | N | 09/2025 | | |
| 14469 | LOIZA Exc Award (06/30/2017, 06/30/2020, 06/30/2022, 06/30/2024) | 10/15/1969 | Active | 22 | 6 | 0 | 37.50% | 19 | | 2 | Y | | R | 11/2025 | 90+ Days | |
| 14470 | LUQUILLO | 05/19/1969 | Status Quo(2) | 0 | 0 | 9 | -100.00% | 9 | 4 | 1 | N | None | | 04/2021 | 90+ Days | |



Club Health Assessment for District 51 E through November 2025

| | | | Status | Membership | | | | | | Reports | | | | Finance | LCIF | |
|--|---------------------------------|--------------|-------------------------------------|-------------------------|-------------------|---------------------|---------------------|-------------------------|---------------------------------------|--------------------------------|--------------------------------|---------------------------------|-------------------|--------------------------------------|-----------------|---------------|
| Club Number | Club Name | Charter Date | Times in Status Quo in Past 2 Years | Current Member Count ** | YTD Members Added | YTD Members Dropped | YTD Net Growth% *** | Member Count 1 Year Ago | Dropped Members Avg.Length of Service | Months Since Membership Update | Current Officers Reported **** | Current President Repeated Term | VP Reported ***** | Last Date Reported Service (mm/yyyy) | Account Balance | YTD Donations |
| Exc Award (06/30/2016, 06/30/2017, 06/30/2019, 06/30/2024) | | | | | | | | | | | | | | | | |
| 14471 | MAUNABO | 04/17/1972 | Active | 16 | 0 | 1 | -5.88% | 17 | 8 | 2 | N | 6 | N | 08/2025 | 90+ Days | |
| 14465 | RAFAEL M. CARRILLO L C | 11/21/1947 | Active | 10 | 0 | 0 | 0.00% | 10 | | 11 | Y | 10 | R | 02/2019 | | |
| 14482 | RIO PIEDRAS | 08/09/1938 | Active | 22 | 1 | 1 | 0.00% | 22 | 4 | 1 | Y | | IP | 03/2025 | | \$1,000.00 |
| Exc Award (06/30/2016, 06/30/2017, 06/30/2018, 06/30/2024) | | | | | | | | | | | | | | | | |
| 14490 | ROUND HILL L C | 01/31/1973 | Active | 21 | 0 | 0 | 0.00% | 19 | | 4 | Y | 2 | N | 07/2025 | | |
| Exc Award (06/30/2017, 06/30/2018, 06/30/2019, 06/30/2023, 06/30/2024) | | | | | | | | | | | | | | | | |
| 14488 | SABANA LLANA | 03/20/1960 | Active | 10 | 0 | 0 | 0.00% | 10 | | 8 | Y | 9 | | 01/2024 | | \$500.00 |
| Exc Award (06/30/2016, 06/30/2017, 06/30/2024) | | | | | | | | | | | | | | | | |
| 14427 | SAN JUAN | 12/22/1936 | Active | 50 | 5 | 0 | 11.11% | 43 | | 0 | Y | | N | 10/2025 | | \$922.00 |
| Exc Award (06/30/2016, 06/30/2021, 06/30/2024) | | | | | | | | | | | | | | | | |
| 33328 | SAN JUAN GARDENS JOSE A. CRESPO | 02/15/1977 | Active | 14 | 0 | 0 | 0.00% | 14 | | 22 | Y | | IP | 10/2025 | | |
| Exc Award (06/30/2017, 06/30/2018) | | | | | | | | | | | | | | | | |
| 14493 | SAN LORENZO | 10/17/1943 | Active | 43 | 2 | 1 | 2.38% | 40 | 13 | 2 | Y | 2 | N | 11/2025 | | \$1,100.00 |
| Exc Award (06/30/2016, 06/30/2018, 06/30/2022) | | | | | | | | | | | | | | | | |
| 14431 | SANTURCE | 02/26/1969 | Active | 5 | 0 | 0 | 0.00% | 6 | | 7 | N | None | | 12/2023 | | |
| Exc Award (06/30/2019, 06/30/2024) | | | | | | | | | | | | | | | | |
| 14432 | SANTURCE LAS PALMAS | 03/18/1970 | Active | 32 | 0 | 8 | -20.00% | 33 | 8 | 0 | Y | | N | 10/2024 | | |
| Exc Award (06/30/2016, 06/30/2018, 06/30/2019, 06/30/2021) | | | | | | | | | | | | | | | | |
| 14496 | TRUJILLO ALTO DR LUIS F SANCHE | 02/27/1962 | Active | 29 | 0 | 0 | 0.00% | 25 | | 4 | Y | | N | 10/2025 | | \$220.00 |
| Exc Award (06/30/2022, 06/30/2023, 06/30/2024) | | | | | | | | | | | | | | | | |
| 110794 | UNIVERSITARIO INTERAMERICANA | 04/15/2011 | Status Quo(1) | 81 | 0 | 0 | 0.00% | 56 | | 5 | N | None | | 09/2021 | 90+ Days | |
| Exc Award (06/30/2020) | | | | | | | | | | | | | | | | |

Clubs Cancelled Previous Fiscal Year – Clubs Cancelled within last 12 months may be reinstated

| Club Number | Club Name | Charter Date | Current Status* | Cancellation Date |
|-------------|-----------|--------------|-----------------|-------------------|
|-------------|-----------|--------------|-----------------|-------------------|



Club Health Assessment for District 51 E through November 2025

INTERNATIONAL

| Club Number | Club Name | Charter Date | Status | Membership | | | | | | | Reports | | | | Finance | | LCIF | | |
|---------------------------|---|---------------------------|-------------------------------------|-----------------------------|-------------------|---------------------|-------------------|-------------------------|---------------------------------------|--------------------------------|--------------------------------------|----------------------------------|----------------------------------|--------------------------------------|--|---------------------------|----------------------------|----------------------------------|--|
| | | | Times in Status Quo in Past 2 Years | Current Member Count ** | YTD Members Added | YTD Members Dropped | YTD Net Growth*** | Member Count 1 Year Ago | Dropped Members Avg.Length of Service | Months Since Membership Update | Current Officers Reported **** | Current President Repeated Term | VP Reported ***** | Last Date Reported Service (mm/yyyy) | Account Balance | YTD Donations | | | |
| 141947 | Puerto Rico Mujeres Líderes Cibernética | 06/30/2020 | Cancelled(8*) | 12/30/2024 | | | | | | | | | | | | | | | |
| 76101 | RIO PIEDRAS LIONESS | 06/13/2003 | Cancelled(6*) | 03/29/2025 | | | | | | | | | | | | | | | |
| Current Total Clubs Count | YTD New Clubs Count | YTD Cancelled Clubs Count | YTD Net Club Gain | Current Total Members Count | YTD Add | YTD Drop | YTD Net Growth | YTD Net Growth % | Member Count 12 Months Ago | Average Member Count Per Club | % of Clubs with less than 20 members | % No Officer Report in 12 Months | % of Clubs with balance 90+ days | Number of Clubs in Status Quo | % Status Quo Clubs in Financial Suspension | Number of Cancelled Clubs | Average Cancelled Club Age | Members Lost Due to Cancellation | % of Clubs Cancelled for Non-Financial Reasons |
| 26 | 1 | 0 | 1 | 672 | 53 | 52 | 1 | 0.15% | 625 | 26 | 42% | 12% | 31% | 3 | 100% | 0 | 0 | 0 | 0% |

* - P - Priority Club. Cancellation Reasons: 1-Objectives/conduct, 2-Non-active club, 5-Non-existing club, 6-Disbanding, 7-Merger, 8-Financial Suspension, 9-District/Multiple District Dues.

** Red denotes below 15 active members.

*** Red denotes 20% + loss.

**** Y - all 3 (President, Secretary, Treasurer) club officers reported, N - not all 3 reported.

***** Abbreviation: N-New, IP-Immediate Past, R-Repeat.



Club Health Assessment for District 51 C through November 2025

| | | | Status | Membership | | | | | Reports | | | | Finance | | LCIF | |
|-------------------------------|--|--------------|-------------------------------------|-------------------------|-------------------|---------------------|---------------------|-------------------------|---------------------------------------|--------------------------------|--------------------------------|---------------------------------|-------------------|--------------------------------------|-----------------|---------------|
| Club Number | Club Name | Charter Date | Times in Status Quo in Past 2 Years | Current Member Count ** | YTD Members Added | YTD Members Dropped | YTD Net Growth% *** | Member Count 1 Year Ago | Dropped Members Avg.Length of Service | Months Since Membership Update | Current Officers Reported **** | Current President Repeated Term | VP Reported ***** | Last Date Reported Service (mm/yyyy) | Account Balance | YTD Donations |
| Clubs less than two years old | | | | | | | | | | | | | | | | |
| 179219 | Palo Seco "Aguilas Doradas" | 12/29/2024 | Active | 46 | 12 | 0 | 35.29% | 0 | | 2 | Y | | N | 11/2025 | 90+ Days | \$616.00 |
| Clubs more than two years old | | | | | | | | | | | | | | | | |
| 55968 | AIBONITO DEL ASOMANTE | 07/01/1994 | Active | 23 | 0 | 0 | 0.00% | 19 | | 4 | Y | | N | 11/2025 | 90+ Days | \$400.00 |
| | Exc Award (06/30/2018, 06/30/2023) | | | | | | | | | | | | | | | |
| 14439 | AIBONITO JOSÉ A. CANINO | 11/28/1952 | Active | 55 | 9 | 6 | 5.77% | 53 | 3 | 1 | Y | | N | 11/2025 | 90+ Days | \$486.00 |
| | Exc Award (06/30/2019, 06/30/2020, 06/30/2021, 06/30/2023, 06/30/2024) | | | | | | | | | | | | | | | |
| 134634 | Bahia Catano | 04/30/2018 | Active | 31 | 0 | 0 | 0.00% | 24 | | 6 | Y | 2 | N | 10/2025 | | \$80.00 |
| | Exc Award (06/30/2023) | | | | | | | | | | | | | | | |
| 151092 | Barceloneta | 06/06/2022 | Active(1) | 21 | 2 | 6 | -16.00% | 25 | 2 | 1 | Y | | N | 09/2025 | | \$95.00 |
| 14379 | BAYAMON | 02/21/1939 | Active | 77 | 1 | 32 | -28.70% | 107 | 11 | 1 | Y | | N | 10/2025 | | \$1,016.00 |
| | Exc Award (06/30/2019, 06/30/2022, 06/30/2024) | | | | | | | | | | | | | | | |
| 14442 | BORIQUEN BALDRICH L C | 04/17/1973 | Active(1) | 10 | 0 | 0 | 0.00% | 10 | | 16 | N | None | | 05/2018 | | |
| | Exc Award (06/30/2016, 06/30/2018) | | | | | | | | | | | | | | | |
| 14382 | CAPARRA | 12/27/1954 | Active | 24 | 1 | 1 | 0.00% | 28 | 56 | 0 | N | 2 | | 01/2025 | | \$16.00 |
| | Exc Award (06/30/2016, 06/30/2018, 06/30/2022) | | | | | | | | | | | | | | | |
| 14383 | CATAÑO GUSTAVO ADOLFO GRANA LC | 02/02/1956 | Active | 36 | 1 | 5 | -10.00% | 41 | 10 | 0 | Y | 2 | N | 11/2025 | 90+ Days | |
| | Exc Award (06/30/2016, 06/30/2018, 06/30/2021, 06/30/2022, 06/30/2023, 06/30/2024) | | | | | | | | | | | | | | | |
| 14448 | CAYEY | 03/06/1948 | Active | 25 | 0 | 1 | -3.85% | 29 | 3 | 0 | Y | | IP | 11/2025 | | \$305.00 |
| | Exc Award (06/30/2018, 06/30/2021, 06/30/2023) | | | | | | | | | | | | | | | |
| 152688 | Cidra | 10/04/2022 | Active | 33 | 1 | 0 | 3.13% | 34 | | 3 | Y | 2 | N | 11/2025 | | \$500.00 |
| | Exc Award (06/30/2024) | | | | | | | | | | | | | | | |
| 14451 | COAMO | 07/14/1938 | Active | 36 | 2 | 0 | 5.88% | 34 | | 4 | Y | 4 | R | 11/2025 | 90+ Days | |
| | Exc Award (06/30/2017, 06/30/2018, 06/30/2019) | | | | | | | | | | | | | | | |
| 14452 | COMERIO | 05/04/1956 | Active | 18 | 0 | 3 | -14.29% | 19 | 3 | 2 | Y | 2 | N | 10/2025 | | \$48.00 |
| 14386 | COROZAL | 12/22/1949 | Active | 35 | 0 | 0 | 0.00% | 27 | | 3 | Y | 4 | R | 11/2025 | | \$8.00 |
| | Exc Award (06/30/2023, 06/30/2024) | | | | | | | | | | | | | | | |



Club Health Assessment for District 51 C through November 2025

| | | | Status | Membership | | | | | | Reports | | | | Finance | LCIF | |
|-------------|--|--------------|-------------------------------------|-------------------------|-------------------|---------------------|---------------------|-------------------------|---------------------------------------|--------------------------------|--------------------------------|---------------------------------|-------------------|--------------------------------------|-----------------|---------------|
| Club Number | Club Name | Charter Date | Times in Status Quo in Past 2 Years | Current Member Count ** | YTD Members Added | YTD Members Dropped | YTD Net Growth% *** | Member Count 1 Year Ago | Dropped Members Avg.Length of Service | Months Since Membership Update | Current Officers Reported **** | Current President Repeated Term | VP Reported ***** | Last Date Reported Service (mm/yyyy) | Account Balance | YTD Donations |
| 14460 | GUAYAMA | 01/09/1949 | Active | 45 | 0 | 0 | 0.00% | 51 | | 0 | Y | 5 | R | 11/2025 | 90+ Days | \$108.00 |
| | Exc Award (06/30/2016, 06/30/2018, 06/30/2022, 06/30/2024) | | | | | | | | | | | | | | | |
| 14406 | LAS AMERICAS | 03/08/1962 | Active | 29 | 0 | 2 | -6.45% | 29 | 5 | 2 | Y | 3 | N | 11/2025 | | |
| | Exc Award (06/30/2022) | | | | | | | | | | | | | | | |
| 14408 | LEVITTOWN | 05/20/1968 | Active | 42 | 4 | 3 | 2.44% | 38 | 1 | 2 | Y | 3 | N | 11/2025 | | \$367.46 |
| | Exc Award (06/30/2016, 06/30/2017, 06/30/2021, 06/30/2022, 06/30/2024) | | | | | | | | | | | | | | | |
| 35179 | LEVITTOWN ROBERTO CLEMENTE | 03/20/1978 | Active | 20 | 0 | 2 | -9.09% | 21 | 7 | 1 | Y | | | 11/2025 | 90+ Days | \$108.00 |
| | Exc Award (06/30/2018, 06/30/2022) | | | | | | | | | | | | | | | |
| 14409 | MANATI | 02/22/1940 | Status Quo(3) | 14 | 0 | 0 | 0.00% | 14 | | 28 | N | None | | | 90+ Days | |
| 14410 | MANATI IL DR ALEJANDRO O LOPEZ | 01/27/1972 | Active(1) | 21 | 2 | 1 | 5.00% | 17 | 1 | 3 | Y | | N | 04/2025 | 90+ Days | \$300.00 |
| | Exc Award (06/30/2016, 06/30/2017, 06/30/2018, 06/30/2024) | | | | | | | | | | | | | | | |
| 14416 | MOROVIS | 03/11/1960 | Active | 33 | 1 | 1 | 0.00% | 33 | 1 | 0 | Y | | N | 10/2025 | 90+ Days | \$465.00 |
| | Exc Award (06/30/2016, 06/30/2017, 06/30/2018, 06/30/2021, 06/30/2022, 06/30/2023) | | | | | | | | | | | | | | | |
| 137425 | Salinas Casa del Abeyno | 02/19/2019 | Active | 69 | 0 | 0 | 0.00% | 87 | | 4 | Y | | N | 10/2025 | | \$216.00 |
| | Exc Award (06/30/2019, 06/30/2020, 06/30/2021, 06/30/2022, 06/30/2023, 06/30/2024) | | | | | | | | | | | | | | | |
| 139355 | Santa Isabel Centenario | 08/21/2019 | Active | 29 | 0 | 0 | 0.00% | 29 | | 5 | Y | 3 | N | 03/2025 | | \$720.00 |
| | Exc Award (06/30/2022, 06/30/2024) | | | | | | | | | | | | | | | |
| 14494 | SANTA ISABEL JUAN HURTADO | 01/18/1963 | Active(1) | 10 | 0 | 0 | 0.00% | 10 | | 13 | N | None | | 12/2019 | | |
| | Exc Award (06/30/2016, 06/30/2017, 06/30/2018) | | | | | | | | | | | | | | | |
| 35559 | SANTA JUANITA-LUCAS FUENTES | 05/17/1978 | Active | 31 | 6 | 0 | 24.00% | 22 | | 1 | Y | | N | 11/2025 | | \$916.00 |
| | Exc Award (06/30/2016, 06/30/2017, 06/30/2021, 06/30/2024) | | | | | | | | | | | | | | | |
| 14380 | SIERRA BAYAMON JUAN SOTO SOTO | 04/24/1972 | Active | 15 | 0 | 0 | 0.00% | 15 | | 17 | Y | 9 | N | 11/2025 | | \$20.00 |
| | Exc Award (06/30/2018, 06/30/2024) | | | | | | | | | | | | | | | |
| 14436 | VEGA ALTA | 11/05/1963 | Status Quo(3) | 4 | 0 | 0 | 0.00% | 4 | | 29 | N | None | | | 90+ Days | |
| 14437 | VEGA BAJA | 12/23/1938 | Active | 17 | 0 | 0 | 0.00% | 16 | | 7 | Y | 2 | N | 10/2025 | | \$330.00 |
| | Exc Award (06/30/2016, 06/30/2017) | | | | | | | | | | | | | | | |



Club Health Assessment for District 51 C through November 2025

| | | | Status | | Membership | | | | | Reports | | | | Finance | | LCIF | | | |
|---------------------------|---|---------------------------|-------------------------------------|-----------------------------|-------------------------|-------------------|---------------------|----------------------------|-------------------------------|---------------------------------------|----------------------------------|----------------------------------|---------------------------------|--|--------------------------------------|----------------------------|----------------------------------|--|----|
| Club Number | Club Name | Charter Date | Times in Status Quo in Past 2 Years | | Current Member Count ** | YTD Members Added | YTD Members Dropped | YTD Net Growth*** | Member Count 1 Year Ago | Dropped Members Avg.Length of Service | Months Since Membership Update | Current Officers Reported **** | Current President Repeated Term | VP Reported ***** | Last Date Reported Service (mm/yyyy) | Account Balance | YTD Donations | | |
| 14500 | Villa Nevárez Esteban López Fernández Exc Award (06/30/2022, 06/30/2024) | 02/25/1964 | Active | | 8 | 0 | 1 | -11.11% | 12 | 13 | 0 | N | | R | 06/2025 | | \$1,008.00 | | |
| Current Total Clubs Count | YTD New Clubs Count | YTD Cancelled Clubs Count | YTD Net Club Gain | Current Total Members Count | YTD Add | YTD Drop | YTD Net Growth % | Member Count 12 Months Ago | Average Member Count Per Club | % of Clubs with less than 20 members | % No Officer Report in 12 Months | % of Clubs with balance 90+ days | Number of Clubs in Status Quo | % Status Quo Clubs in Financial Suspension | Number of Cancelled Clubs | Average Cancelled Club Age | Members Lost Due to Cancellation | % of Clubs Cancelled for Non-Financial Reasons | |
| 29 | 0 | 0 | 0 | 857 | 42 | 64 | -22 | -2.50% | 848 | 30 | 28% | 14% | 38% | 2 | 100% | 0 | 0 | 0 | 0% |

* - P - Priority Club. Cancellation Reasons: 1-Objectives/conduct, 2-Non-active club, 5-Non-existing club, 6-Disbanding, 7-Merger, 8-Financial Suspension, 9-District/Multiple District Dues.

** Red denotes below 15 active members.

*** Red denotes 20% + loss.

**** Y - all 3 (President, Secretary, Treasurer) club officers reported, N - not all 3 reported.

***** Abbreviation: N-New, IP-Immediate Past, R-Repeat.



Club Health Assessment for District 60 A through November 2025

INTERNATIONAL

| | | | Status | Membership | | | | | | Reports | | | | Finance | LCIF | |
|-------------------------------|--|--------------|-------------------------------------|-------------------------|-------------------|---------------------|---------------------|-------------------------|---------------------------------------|--------------------------------|--------------------------------|---------------------------------|-------------------|--------------------------------------|-----------------|---------------|
| Club Number | Club Name | Charter Date | Times in Status Quo in Past 2 Years | Current Member Count ** | YTD Members Added | YTD Members Dropped | YTD Net Growth% *** | Member Count 1 Year Ago | Dropped Members Avg.Length of Service | Months Since Membership Update | Current Officers Reported **** | Current President Repeated Term | VP Reported ***** | Last Date Reported Service (mm/yyyy) | Account Balance | YTD Donations |
| Clubs more than two years old | | | | | | | | | | | | | | | | |
| 18060 | ARIMA | 05/24/1967 | Active | 23 | 0 | 1 | -4.17% | 25 | 1 | 1 | Y | | N | 09/2025 | | \$925.00 |
| | Exc Award (06/30/2017, 06/30/2021, 06/30/2022, 06/30/2024) | | | | | | | | | | | | | | | |
| 53562 | ARIMA SANTA ROSA | 08/06/1992 | Active | 33 | 0 | 0 | 0.00% | 35 | | 2 | Y | | N | 10/2025 | | \$50.00 |
| | Exc Award (06/30/2017, 06/30/2021, 06/30/2024) | | | | | | | | | | | | | | | |
| 59652 | BARTICA | 06/16/1997 | Active | 36 | 0 | 0 | 0.00% | 36 | | 4 | Y | | R | 10/2025 | | \$100.00 |
| 18037 | BEL AIR | 01/21/1974 | Active | 52 | 0 | 0 | 0.00% | 65 | | 5 | Y | | N | 10/2025 | | \$662.00 |
| | Exc Award (06/30/2021, 06/30/2022, 06/30/2023) | | | | | | | | | | | | | | | |
| 18040 | CENTRAL DEMERARA L C | 02/05/1968 | Active | 34 | 0 | 0 | 0.00% | 32 | | 7 | Y | | N | 10/2025 | | \$1,180.00 |
| | Exc Award (06/30/2021, 06/30/2024) | | | | | | | | | | | | | | | |
| 49643 | CHAGUANAS | 06/20/1989 | Active | 15 | 0 | 0 | 0.00% | 15 | | 1 | Y | | R | 11/2025 | | \$1,000.00 |
| | Exc Award (06/30/2023) | | | | | | | | | | | | | | | |
| 33345 | COMMEWYNE | 02/18/1977 | Active | 32 | 0 | 1 | -3.03% | 30 | 20 | 2 | Y | | N | 09/2025 | | \$1,250.00 |
| | Exc Award (06/30/2020, 06/30/2024, 06/30/2025) | | | | | | | | | | | | | | | |
| 50707 | COUVA | 06/15/1990 | Active | 26 | 0 | 0 | 0.00% | 26 | | 1 | Y | | N | 11/2025 | | \$150.00 |
| | Exc Award (06/30/2021, 06/30/2022) | | | | | | | | | | | | | | | |
| 131515 | D'Abadie | 06/27/2017 | Active | 16 | 0 | 1 | -5.88% | 16 | 1 | 2 | Y | | N | 11/2025 | | \$430.00 |
| | Exc Award (06/30/2021, 06/30/2024) | | | | | | | | | | | | | | | |
| 82702 | DEMERARA LIONESS | 06/24/2004 | Active | 50 | 0 | 0 | 0.00% | 51 | | 6 | Y | | N | 10/2025 | | \$240.00 |
| | Exc Award (06/30/2020, 06/30/2023) | | | | | | | | | | | | | | | |
| 110324 | DIAMOND GROVE | 02/07/2011 | Active | 32 | 0 | 0 | 0.00% | 26 | | 1 | Y | 2 | N | 10/2025 | | |
| | Exc Award (06/30/2020, 06/30/2024) | | | | | | | | | | | | | | | |
| 18055 | DIEGO MARTIN WEST | 06/08/1973 | Active | 34 | 0 | 1 | -2.86% | 36 | 3 | 0 | Y | | N | 10/2025 | | \$600.00 |
| | Exc Award (06/30/2017, 06/30/2020, 06/30/2023, 06/30/2024) | | | | | | | | | | | | | | | |
| 35767 | EAST CANJE | 06/22/1978 | Status Quo(2) | 14 | 0 | 0 | 0.00% | 10 | | 1 | Y | | | 07/2025 | 90+ Days | \$50.00 |
| 18042 | EAST DEMERARA L C | 01/13/1971 | Active | 28 | 0 | 0 | 0.00% | 24 | | 0 | Y | | N | 11/2025 | | \$250.00 |
| | Exc Award (06/30/2023, 06/30/2025) | | | | | | | | | | | | | | | |
| 121791 | El Dorado East | 05/27/2014 | Active | 25 | 0 | 0 | 0.00% | 16 | | 6 | Y | 2 | R | 10/2025 | | \$100.00 |
| | Exc Award (06/30/2025) | | | | | | | | | | | | | | | |




Club Health Assessment for District 60 A through November 2025

| | | | Status | Membership | | | | | | Reports | | | | Finance | LCIF | |
|-------------|--|--------------|-------------------------------------|-------------------------|-------------------|---------------------|---------------------|-------------------------|---------------------------------------|--------------------------------|--------------------------------|---------------------------------|-------------------|--------------------------------------|-----------------|---------------|
| Club Number | Club Name | Charter Date | Times in Status Quo in Past 2 Years | Current Member Count ** | YTD Members Added | YTD Members Dropped | YTD Net Growth% *** | Member Count 1 Year Ago | Dropped Members Avg.Length of Service | Months Since Membership Update | Current Officers Reported **** | Current President Repeated Term | VP Reported ***** | Last Date Reported Service (mm/yyyy) | Account Balance | YTD Donations |
| 52095 | ESSEQUIBO COAST ESSEQUIBO RIVE Exc Award (06/30/2024, 06/30/2025) | 10/23/1991 | Active | 21 | 0 | 2 | -8.70% | 22 | 1 | 0 | Y | | N | 11/2025 | 90+ Days | |
| 18044 | GEORGETOWN Exc Award (06/30/2020, 06/30/2021, 06/30/2023, 06/30/2024, 06/30/2025) | 08/23/1960 | Active | 43 | 0 | 4 | -8.51% | 43 | 4 | 0 | Y | | N | 11/2025 | | \$745.00 |
| 55119 | GEORGETOWN D'URBAN PARK Exc Award (06/30/2017, 06/30/2020, 06/30/2021, 06/30/2022, 06/30/2023) | 12/14/1993 | Active | 98 | 0 | 1 | -1.01% | 100 | 4 | 0 | Y | | N | 10/2025 | | \$3,665.00 |
| 66720 | GEORGETOWN STABROEK Exc Award (06/30/2021, 06/30/2024) | 10/24/2002 | Active | 31 | 0 | 0 | 0.00% | 31 | | 2 | Y | | N | 07/2025 | | \$150.00 |
| 60088 | KWAKWANI UPPER RIO BERBICE | 11/12/1997 | Status Quo(2) | 21 | 0 | 0 | 0.00% | 16 | | 7 | N | None | | 10/2024 | | |
| 52422 | KWATTA Exc Award (06/30/2016, 06/30/2020, 06/30/2024) | 01/22/1992 | Active | 28 | 0 | 2 | -6.67% | 30 | 8 | 1 | Y | | N | 11/2025 | | \$100.00 |
| 37589 | MAYARO Exc Award (06/30/2020, 06/30/2022, 06/30/2024) | 10/15/1979 | Active | 26 | 1 | 2 | -3.70% | 26 | 12 | 4 | Y | 2 | R | 10/2025 | | \$262.00 |
| 18038 | NEW AMSTERDAM Exc Award (06/30/2021, 06/30/2024) | 10/23/1961 | Active | 23 | 0 | 1 | -4.17% | 25 | 5 | 2 | Y | | N | 10/2025 | | \$745.00 |
| 18050 | NIEUW NICKERIE | 09/04/1960 | Active(1) | 19 | 0 | 0 | 0.00% | 21 | | 0 | Y | | N | 01/2025 | | |
| 18054 | PARA Exc Award (06/30/2023) | 08/15/1960 | Active | 36 | 2 | 0 | 5.88% | 32 | | 1 | Y | | N | 09/2025 | | |
| 18051 | PARAMARIBO CENTRAL Exc Award (06/30/2021, 06/30/2024, 06/30/2025) | 05/08/1957 | Active | 29 | 0 | 0 | 0.00% | 28 | | 1 | Y | 2 | N | 11/2025 | \$1,050.00 | |
| 130705 | Paramaribo East Exc Award (06/30/2020, 06/30/2022, 06/30/2023, 06/30/2024) | 04/20/2017 | Active | 30 | 0 | 1 | -3.23% | 33 | 1 | 0 | Y | | N | 11/2025 | \$300.00 | |
| 53717 | PARAMARIBO FELICE Exc Award (06/30/2021) | 09/30/1992 | Active | 24 | 0 | 0 | 0.00% | 24 | | 4 | Y | | N | 11/2025 | \$50.00 | |
| 135990 | Paramaribo Focus | 07/23/2018 | Active | 20 | 1 | 0 | 5.26% | 20 | | 0 | Y | | N | 06/2025 | | |
| 18052 | PARAMARIBO NORTH Exc Award (06/30/2019, 06/30/2020, 06/30/2021, 06/30/2024) | 08/31/1960 | Active | 31 | 0 | 0 | 0.00% | 31 | | 7 | Y | | N | 10/2025 | \$1,200.00 | |




Club Health Assessment for District 60 A through November 2025

|  | | | Status | Membership | | | | | | Reports | | | | Finance | LCIF | |
|--|--|--------------|-------------------------------------|-------------------------|-------------------|---------------------|---------------------|-------------------------|---------------------------------------|--------------------------------|--------------------------------|---------------------------------|-------------------|--------------------------------------|-----------------|---------------|
| Club Number | Club Name | Charter Date | Times in Status Quo in Past 2 Years | Current Member Count ** | YTD Members Added | YTD Members Dropped | YTD Net Growth% *** | Member Count 1 Year Ago | Dropped Members Avg.Length of Service | Months Since Membership Update | Current Officers Reported **** | Current President Repeated Term | VP Reported ***** | Last Date Reported Service (mm/yyyy) | Account Balance | YTD Donations |
| 18053 | PARAMARIBO SOUTH | 03/25/1970 | Active | 29 | 0 | 1 | -3.33% | 28 | 16 | 3 | Y | | R | 08/2025 | | |
| 30601 | PARAMARIBO WEST | 04/10/1975 | Active | 28 | 0 | 2 | -6.67% | 30 | 18 | 2 | Y | | N | 11/2025 | | \$300.00 |
| | Exc Award (06/30/2021, 06/30/2025) | | | | | | | | | | | | | | | |
| 53619 | PARAMARIBOREADY | 08/15/1992 | Active | 28 | 0 | 0 | 0.00% | 29 | | 5 | Y | | N | 11/2025 | | |
| | Exc Award (06/30/2017, 06/30/2021) | | | | | | | | | | | | | | | |
| 45900 | PARAMARIBO-WANICA PARWANI | 03/17/1986 | Active | 52 | 0 | 0 | 0.00% | 54 | | 0 | Y | | N | 11/2025 | | \$980.00 |
| | Exc Award (06/30/2018, 06/30/2020, 06/30/2023) | | | | | | | | | | | | | | | |
| 18061 | PORT OF SPAIN CENTRAL | 05/22/1962 | Active | 31 | 1 | 4 | -8.82% | 32 | 8 | 3 | N | | N | 11/2025 | | \$50.00 |
| | Exc Award (06/30/2017, 06/30/2020) | | | | | | | | | | | | | | | |
| 33859 | PORT OF SPAIN EAST | 05/23/1977 | Active | 27 | 0 | 0 | 0.00% | 28 | | 3 | Y | | N | 11/2025 | | \$313.00 |
| | Exc Award (06/30/2020, 06/30/2021) | | | | | | | | | | | | | | | |
| 32370 | PORT OF SPAIN NORTH | 06/08/1976 | Active | 42 | 0 | 0 | 0.00% | 47 | | 4 | Y | 2 | N | 10/2025 | | \$1,000.00 |
| | Exc Award (06/30/2020, 06/30/2021, 06/30/2024) | | | | | | | | | | | | | | | |
| 53475 | PORT OF SPAIN SUCCESS LAVENTIL | 07/01/1992 | Active | 37 | 0 | 0 | 0.00% | 35 | | 2 | Y | | N | 11/2025 | | \$1,265.00 |
| | Exc Award (06/30/2021, 06/30/2022, 06/30/2023) | | | | | | | | | | | | | | | |
| 133977 | Princes Town Central | 03/13/2018 | Active | 27 | 1 | 1 | 0.00% | 28 | 1 | 0 | Y | | R | 11/2025 | | \$60.00 |
| | Exc Award (06/30/2021) | | | | | | | | | | | | | | | |
| 18046 | RUIMVELDT L C | 12/12/1973 | Active | 31 | 0 | 2 | -6.06% | 38 | 24 | 2 | Y | 2 | N | 11/2025 | | \$1,303.85 |
| | Exc Award (06/30/2020, 06/30/2023) | | | | | | | | | | | | | | | |
| 18062 | SAN FERNANDO | 06/28/1964 | Active | 33 | 1 | 1 | 0.00% | 34 | 2 | 1 | Y | 2 | R | 09/2025 | | |
| | Exc Award (06/30/2020, 06/30/2021) | | | | | | | | | | | | | | | |
| 53620 | SAN FERNANDO LES EFFORTS | 08/04/1992 | Active | 25 | 0 | 2 | -7.41% | 27 | 20 | 0 | Y | 2 | R | 05/2025 | | \$35.00 |
| | Exc Award (06/30/2016, 06/30/2017, 06/30/2020) | | | | | | | | | | | | | | | |
| 40245 | SAN JUAN BARATARIA | 07/10/1981 | Active | 28 | 10 | 2 | 40.00% | 22 | 8 | 0 | Y | | N | 11/2025 | | |
| | Exc Award (06/30/2020, 06/30/2022) | | | | | | | | | | | | | | | |
| 42554 | SANGRE GRANDE | 04/27/1983 | Active | 18 | 0 | 0 | 0.00% | 18 | | 6 | Y | | N | 12/2024 | | |
| | Exc Award (06/30/2024) | | | | | | | | | | | | | | | |
| 46544 | SANTA CRUZ | 09/24/1986 | Active | 19 | 0 | 0 | 0.00% | 15 | | 4 | Y | | N | 10/2025 | | \$595.00 |
| 56328 | SCARBOROUGH UPPER | 12/14/1994 | Active | 31 | 0 | 0 | 0.00% | 29 | | 5 | Y | 2 | R | 09/2025 | | \$279.90 |
| | Exc Award (06/30/2025) | | | | | | | | | | | | | | | |



Club Health Assessment for District 60 A through November 2025



| Club Number | Club Name | Charter Date | Status | Membership | | | | | Reports | | | | Finance | LCIF | | |
|-------------|--|--------------|-------------------------------------|-------------------------|-------------------|---------------------|---------------------|-------------------------|---------------------------------------|--------------------------------|--------------------------------|---------------------------------|-------------------|--------------------------------------|-----------------|---------------|
| | | | Times in Status Quo in Past 2 Years | Current Member Count ** | YTD Members Added | YTD Members Dropped | YTD Net Growth% *** | Member Count 1 Year Ago | Dropped Members Avg.Length of Service | Months Since Membership Update | Current Officers Reported **** | Current President Repeated Term | VP Reported ***** | Last Date Reported Service (mm/yyyy) | Account Balance | YTD Donations |
| 39360 | SEAFRONT L C | 01/30/1981 | Active | 31 | 0 | 0 | 0.00% | 31 | | 4 | Y | | N | 09/2025 | | |
| | Exc Award (06/30/2021, 06/30/2022, 06/30/2023) | | | | | | | | | | | | | | | |
| 33344 | SOUTH GEORGETOWN L C | 02/25/1977 | Active(1) | 26 | 0 | 0 | 0.00% | 26 | | 7 | Y | | N | 11/2024 | | \$100.00 |
| | Exc Award (06/30/2023) | | | | | | | | | | | | | | | |
| 18057 | ST PATRICK EAST | 07/20/1968 | Active(1) | 26 | 5 | 2 | 13.04% | 27 | 5 | 2 | Y | | R | 11/2025 | | |
| | Exc Award (06/30/2023) | | | | | | | | | | | | | | | |
| 51067 | TRINCITY | 11/14/1990 | Active | 29 | 0 | 0 | 0.00% | 34 | | 4 | Y | | N | 05/2025 | | |
| | Exc Award (06/30/2021) | | | | | | | | | | | | | | | |
| 18059 | TRINIDAD CENTRAL L C | 03/04/1966 | Active | 20 | 0 | 0 | 0.00% | 18 | | 0 | Y | | N | 10/2025 | | |
| | Exc Award (06/30/2023) | | | | | | | | | | | | | | | |
| 53048 | TUNAPUNA | 05/01/1992 | Active | 24 | 0 | 0 | 0.00% | 24 | | 7 | Y | | N | 10/2025 | | \$50.00 |
| | Exc Award (06/30/2017, 06/30/2021, 06/30/2022) | | | | | | | | | | | | | | | |
| 134578 | Wanica | 04/30/2018 | Active | 24 | 3 | 0 | 14.29% | 22 | | 4 | Y | | N | 09/2025 | | \$450.00 |
| | Exc Award (06/30/2023, 06/30/2024) | | | | | | | | | | | | | | | |
| 18048 | WEST DEMERARA L C | 06/15/1970 | Active | 20 | 0 | 2 | -9.09% | 22 | 14 | 0 | Y | | | 11/2024 | | |

Clubs Cancelled Previous Fiscal Year – Clubs Cancelled within last 12 months may be reinstated

| Club Number | Club Name | Charter Date | Current Status* | Cancellation Date |
|-------------|-------------|--------------|-----------------|-------------------|
| 18041 | CORRIVERTON | 04/05/1963 | Cancelled(8*) | 06/29/2025 |

| Current Total Clubs Count | YTD New Clubs Count | YTD Cancelled Clubs Count | YTD Net Club Gain | Current Total Members Count | YTD Add | YTD Drop | YTD Net Growth | YTD Net Growth % | Member Count 12 Months Ago | Average Member Count Per Club | % of Clubs with less than 20 members | % No Officer Report in 12 Months | % of Clubs with balance 90+ days | Number of Clubs in Status Quo | % Status Quo Clubs in Financial Suspension | Number of Cancelled Clubs | Average Cancelled Club Age | Members Lost Due to Cancellation | % of Clubs Cancelled for Non-Financial Reasons |
|---------------------------|---------------------|---------------------------|-------------------|-----------------------------|---------|----------|----------------|------------------|----------------------------|-------------------------------|--------------------------------------|----------------------------------|----------------------------------|-------------------------------|--|---------------------------|----------------------------|----------------------------------|--|
| 54 | 0 | 0 | 0 | 1,616 | 25 | 36 | -11 | -0.68% | 1,623 | 30 | 11% | 2% | 4% | 2 | 100% | 0 | 0 | 0 | 0% |

* - P - Priority Club. Cancellation Reasons: 1-Objectives/conduct, 2-Non-active club, 5-Non-existing club, 6-Disbanding, 7-Merger, 8-Financial Suspension, 9-District/Multiple District Dues.

** Red denotes below 15 active members.

*** Red denotes 20% + loss.

**** Y - all 3 (President, Secretary, Treasurer) club officers reported, N - not all 3 reported.

***** Abbreviation: N-New, IP-Immediate Past, R-Repeat.



Club Health Assessment for District 60 B through November 2025

| | | | Status | Membership | | | | | | Reports | | | | Finance | LCIF | |
|--|--------------------------------|--------------|-------------------------------------|-------------------------|-------------------|---------------------|---------------------|-------------------------|---------------------------------------|--------------------------------|--------------------------------|---------------------------------|-------------------|--------------------------------------|-----------------|---------------|
| Club Number | Club Name | Charter Date | Times in Status Quo in Past 2 Years | Current Member Count ** | YTD Members Added | YTD Members Dropped | YTD Net Growth% *** | Member Count 1 Year Ago | Dropped Members Avg.Length of Service | Months Since Membership Update | Current Officers Reported **** | Current President Repeated Term | VP Reported ***** | Last Date Reported Service (mm/yyyy) | Account Balance | YTD Donations |
| Clubs less than two years old | | | | | | | | | | | | | | | | |
| 181802 | Queen City Nevis | 04/17/2025 | Active | 22 | 0 | 5 | -18.52% | 0 | 0 | 2 | Y | 2 | N | 09/2025 | | |
| Clubs more than two years old | | | | | | | | | | | | | | | | |
| 40639 | ANGUILLA | 12/01/1981 | Active | 21 | 0 | 0 | 0.00% | 19 | | 6 | Y | 2 | R | 11/2025 | | |
| 18070 | ANTIGUA L C | 10/14/1968 | Active | 67 | 0 | 5 | -6.94% | 74 | 3 | 0 | Y | | N | 11/2025 | | |
| Exc Award (06/30/2017, 06/30/2018) | | | | | | | | | | | | | | | | |
| 37064 | BARBADOS CENTRAL L C | 05/15/1979 | Active | 43 | 2 | 0 | 4.88% | 40 | | 0 | Y | | N | 10/2025 | | \$1,000.00 |
| Exc Award (06/30/2018, 06/30/2022) | | | | | | | | | | | | | | | | |
| 48106 | BARBADOS EAST | 02/04/1988 | Active | 33 | 0 | 0 | 0.00% | 33 | | 4 | Y | | N | 11/2025 | | \$200.00 |
| Exc Award (06/30/2024) | | | | | | | | | | | | | | | | |
| 28109 | BARBADOS NORTH | 03/11/1974 | Active | 35 | 1 | 0 | 2.94% | 35 | | 1 | Y | | N | 11/2025 | | |
| 150357 | Barbados Roaring Virtual | 04/07/2022 | Active | 48 | 0 | 0 | 0.00% | 42 | | 7 | Y | | N | 09/2025 | | |
| 31353 | BARBADOS SOUTH | 11/05/1975 | Active | 31 | 0 | 0 | 0.00% | 31 | | 14 | Y | | N | 10/2025 | | |
| 18063 | BRIDGETOWN | 09/28/1961 | Active | 46 | 0 | 0 | 0.00% | 48 | | 5 | Y | | N | 11/2025 | | |
| Exc Award (06/30/2017, 06/30/2022) | | | | | | | | | | | | | | | | |
| 18069 | CASTRIES L C | 06/24/1967 | Active | 26 | 1 | 5 | -13.33% | 30 | 4 | 2 | Y | 2 | N | 09/2025 | | |
| Exc Award (06/30/2021) | | | | | | | | | | | | | | | | |
| 45373 | CAYMAN BRAC | 09/10/1985 | Active | 36 | 0 | 0 | 0.00% | 36 | | 17 | Y | | R | 07/2025 | | |
| Exc Award (06/30/2022, 06/30/2023, 06/30/2024) | | | | | | | | | | | | | | | | |
| 14371 | CHARLOTTE AMALIE ST THOMAS L C | 02/23/1967 | Active | 42 | 0 | 0 | 0.00% | 38 | | 4 | Y | | R | 11/2025 | | \$400.00 |
| 53845 | CHRIST CHURCH WEST | 11/25/1992 | Active | 18 | 0 | 0 | 0.00% | 18 | | 16 | Y | 2 | N | 11/2025 | | |
| Exc Award (06/30/2020, 06/30/2022, 06/30/2023) | | | | | | | | | | | | | | | | |
| 18032 | CLARENDON | 10/27/1970 | Active | 41 | 0 | 0 | 0.00% | 46 | | 4 | Y | | N | 10/2024 | | |
| 18068 | DOMINICA L C | 03/15/1968 | Active | 25 | 0 | 0 | 0.00% | 26 | | 1 | Y | | R | 10/2025 | | \$200.00 |
| Exc Award (06/30/2022) | | | | | | | | | | | | | | | | |
| 55873 | FREDERIKSTED TWIN CITY | 06/23/1994 | Active | 18 | 0 | 0 | 0.00% | 18 | | 8 | Y | | R | 05/2025 | 90+ Days | |
| 18031 | GRAND CAYMAN | 10/06/1972 | Active | 106 | 2 | 1 | 0.95% | 105 | 0 | 1 | Y | | N | 10/2025 | | \$458.10 |
| Exc Award (06/30/2017, 06/30/2023, 06/30/2024) | | | | | | | | | | | | | | | | |



Club Health Assessment for District 60 B through November 2025

| | | | Status | Membership | | | | | | Reports | | | | Finance | | LCIF |
|-------------|---|--------------|-------------------------------------|-------------------------|-------------------|---------------------|---------------------|-------------------------|---------------------------------------|--------------------------------|--------------------------------|---------------------------------|-------------------|--------------------------------------|-----------------|---------------|
| Club Number | Club Name | Charter Date | Times in Status Quo in Past 2 Years | Current Member Count ** | YTD Members Added | YTD Members Dropped | YTD Net Growth% *** | Member Count 1 Year Ago | Dropped Members Avg.Length of Service | Months Since Membership Update | Current Officers Reported **** | Current President Repeated Term | VP Reported ***** | Last Date Reported Service (mm/yyyy) | Account Balance | YTD Donations |
| 54355 | GRAND CAYMAN TROPICAL GARDENS Exc Award (06/30/2017, 06/30/2021, 06/30/2022, 06/30/2023) | 04/16/1993 | Active | 65 | 1 | 4 | -4.41% | 66 | 4 | 3 | Y | | N | 11/2025 | | \$1,800.00 |
| 52201 | GROS ISLET | 12/03/1991 | Active | 24 | 0 | 1 | -4.00% | 25 | 5 | 0 | Y | | | 09/2025 | | \$450.00 |
| 18033 | KINGSTON Exc Award (06/30/2023) | 02/22/1965 | Active | 44 | 0 | 1 | -2.22% | 45 | 54 | 0 | Y | 2 | N | 11/2025 | | |
| 51356 | KINGSTON DOWNTOWN Exc Award (06/30/2021, 06/30/2022, 06/30/2023, 06/30/2024) | 02/26/1991 | Active | 31 | 0 | 0 | 0.00% | 29 | | 4 | Y | | N | 09/2025 | | \$20.00 |
| 55810 | KINGSTON MONA Exc Award (06/30/2023) | 06/08/1994 | Active | 56 | 3 | 0 | 5.66% | 52 | | 3 | Y | | N | 10/2025 | | |
| 52752 | KINGSTON NEW KINGSTON Exc Award (06/30/2017, 06/30/2022, 06/30/2024) | 03/27/1992 | Active | 58 | 0 | 4 | -6.45% | 58 | 8 | 3 | Y | | N | 10/2025 | | \$250.00 |
| 53504 | KINGSTOWN-SVG L C | 07/20/1992 | Active | 38 | 0 | 0 | 0.00% | 39 | | 5 | Y | | N | 11/2025 | | \$337.00 |
| 30535 | MANDEVILLE | 04/08/1975 | Active | 57 | 0 | 0 | 0.00% | 55 | | 0 | Y | | N | 10/2025 | | \$870.00 |
| 56644 | MICOUD | 03/13/1995 | Active | 18 | 0 | 0 | 0.00% | 17 | | 7 | Y | | N | 10/2025 | | |
| 18034 | MONTEGO BAY Exc Award (06/30/2025) | 09/11/1968 | Active | 31 | 5 | 1 | 14.81% | 25 | 57 | 1 | Y | | N | 10/2025 | | |
| 18035 | NORTH ST CATHERINE | 04/15/1969 | Active(2) | 31 | 0 | 1 | -3.13% | 39 | 56 | 3 | Y | | | 10/2025 | 90+ Days | \$200.00 |
| 29640 | OLD HARBOUR | 07/15/1974 | Active | 25 | 0 | 0 | 0.00% | 25 | | 7 | Y | | N | 10/2024 | | \$50.00 |
| 101854 | PORT ANTONIO Exc Award (06/30/2022) | 04/16/2008 | Active | 30 | 1 | 0 | 3.45% | 28 | | 1 | Y | | N | 11/2025 | | |
| 35587 | PORTMORE Exc Award (06/30/2016, 06/30/2018, 06/30/2023) | 05/08/1978 | Active | 31 | 0 | 0 | 0.00% | 31 | | 6 | Y | | N | 11/2025 | | |
| 30163 | PORUS | 01/31/1975 | Active | 17 | 0 | 0 | 0.00% | 18 | | 3 | Y | | N | 07/2025 | | \$100.00 |
| 34109 | SABA L C Exc Award (06/30/2022, 06/30/2023) | 06/06/1977 | Active | 26 | 0 | 3 | -10.34% | 29 | 25 | 2 | Y | | N | 11/2025 | | \$120.00 |
| 18036 | SAVANNA-LA-MAR | 04/09/1973 | Active(1) | 12 | 0 | 0 | 0.00% | 11 | | 7 | Y | | N | 09/2025 | | |
| 52356 | SCOTLAND DISTRICT Exc Award (06/30/2018, 06/30/2020, 06/30/2022) | 12/23/1991 | Active(1) | 29 | 0 | 0 | 0.00% | 31 | | 3 | Y | | N | 11/2025 | | \$2,000.00 |



Club Health Assessment for District 60 B through November 2025

| | | | Status | Membership | | | | | Reports | | | | | Finance | | LCIF |
|-------------|--|--------------|-------------------------------------|-------------------------|-------------------|---------------------|---------------------|-------------------------|---------------------------------------|--------------------------------|--------------------------------|---------------------------------|-------------------|--------------------------------------|-----------------|---------------|
| Club Number | Club Name | Charter Date | Times in Status Quo in Past 2 Years | Current Member Count ** | YTD Members Added | YTD Members Dropped | YTD Net Growth% *** | Member Count 1 Year Ago | Dropped Members Avg.Length of Service | Months Since Membership Update | Current Officers Reported **** | Current President Repeated Term | VP Reported ***** | Last Date Reported Service (mm/yyyy) | Account Balance | YTD Donations |
| 15806 | SINT MAARTEN | 12/12/1970 | Active | 51 | 0 | 0 | 0.00% | 53 | | 5 | Y | | N | 10/2025 | | \$750.00 |
| | Exc Award (06/30/2017, 06/30/2021, 06/30/2022) | | | | | | | | | | | | | | | |
| 43367 | SOUFRIERE PITONS | 01/16/1984 | Active | 19 | 0 | 0 | 0.00% | 20 | | 6 | Y | | N | 11/2025 | | |
| | Exc Award (06/30/2023) | | | | | | | | | | | | | | | |
| 57626 | SOUTH CENTRAL ST CATHERINE | 12/11/1995 | Active(1) | 28 | 3 | 0 | 12.00% | 23 | | 2 | Y | | N | 09/2025 | | |
| | Exc Award (06/30/2023) | | | | | | | | | | | | | | | |
| 30110 | SPANISH TOWN | 01/14/1975 | Active | 23 | 0 | 0 | 0.00% | 28 | | 5 | Y | | R | 11/2025 | | |
| | Exc Award (06/30/2024) | | | | | | | | | | | | | | | |
| 30731 | ST ANDREW | 05/27/1975 | Active | 54 | 0 | 0 | 0.00% | 55 | | 0 | Y | | N | 11/2025 | | |
| | Exc Award (06/30/2020, 06/30/2022, 06/30/2024) | | | | | | | | | | | | | | | |
| 52518 | ST ANDREW CENTRAL | 02/12/1992 | Active | 43 | 0 | 0 | 0.00% | 43 | | 4 | Y | | R | 11/2025 | | |
| | Exc Award (06/30/2016, 06/30/2018, 06/30/2025) | | | | | | | | | | | | | | | |
| 18065 | ST ANDREW'S | 08/25/1971 | Active(1) | 26 | 0 | 0 | 0.00% | 27 | | 5 | Y | 2 | N | 11/2025 | 90+ Days | \$50.00 |
| 53363 | ST CATHERINE CENTRAL | 06/19/1992 | Active | 14 | 0 | 0 | 0.00% | 15 | | 6 | Y | | R | 11/2025 | | \$100.00 |
| 14369 | ST CROIX L C | 11/01/1966 | Active | 14 | 0 | 0 | 0.00% | 16 | | 7 | Y | 2 | R | 10/2025 | | |
| 51668 | ST ELIZABETH SOUTH | 05/28/1991 | Status Quo(1) | 13 | 0 | 0 | 0.00% | 13 | | 21 | N | None | | 07/2024 | 90+ Days | |
| 36332 | ST EUSTATIUS ISLAND | 12/13/1978 | Active | 24 | 4 | 0 | 20.00% | 21 | | 0 | Y | 3 | R | 11/2025 | | |
| 18064 | ST GEORGE'S | 04/03/1965 | Active | 39 | 0 | 0 | 0.00% | 39 | | 2 | Y | | N | 11/2025 | | \$200.00 |
| | Exc Award (06/30/2018, 06/30/2022, 06/30/2025) | | | | | | | | | | | | | | | |
| 53533 | ST JAMES | 07/23/1992 | Active | 12 | 0 | 1 | -7.69% | 19 | 44 | 1 | Y | | N | 09/2025 | | |
| 135213 | St John | 06/20/2018 | Active | 27 | 0 | 0 | 0.00% | 27 | | 4 | N | | N | 11/2025 | | \$117.00 |
| 37905 | ST KITTS L C | 12/04/1979 | Active | 53 | 0 | 1 | -1.85% | 34 | 33 | 3 | Y | | N | 10/2025 | | \$50.00 |
| | Exc Award (06/30/2025) | | | | | | | | | | | | | | | |
| 53364 | ST MICHAEL | 06/23/1992 | Active | 36 | 0 | 0 | 0.00% | 34 | | 3 | Y | | N | 10/2025 | | \$140.00 |
| | Exc Award (06/30/2023) | | | | | | | | | | | | | | | |
| 30732 | ST THOMAS | 05/22/1975 | Active | 29 | 0 | 0 | 0.00% | 29 | | 2 | Y | | N | 10/2025 | | |
| 52988 | ST THOMAS EAST END | 04/27/1992 | Active | 16 | 0 | 0 | 0.00% | 16 | | 13 | Y | 2 | R | 08/2025 | | \$500.00 |
| 42665 | ST THOMAS EAST ST THOMAS | 05/31/1983 | Active | 18 | 0 | 0 | 0.00% | 15 | | 0 | Y | 2 | N | 12/2024 | | \$30.00 |



Club Health Assessment for District 60 B through November 2025

| | | | | | | Status | | | | Membership | | | | Reports | | | | Finance | | LCIF |
|--|----------------------|---------------------------|-------------------|-----------------------------|---------|-------------------------------------|-------------------------|-------------------|----------------------------|-------------------------------|--------------------------------------|---------------------------------------|----------------------------------|--------------------------------|--|---------------------------|--------------------------------------|----------------------------------|--|------|
| | | | | | | Times in Status Quo in Past 2 Years | Current Member Count ** | YTD Members Added | YTD Members Dropped | YTD Net Growth*** | Member Count 1 Year Ago | Dropped Members Avg.Length of Service | Months Since Membership Update | Current Officers Reported **** | Current President Repeated Term | VP Reported ***** | Last Date Reported Service (mm/yyyy) | Account Balance | YTD Donations | |
| Club Number | Club Name | Charter Date | | | | | | | | | | | | | | | | | | |
| 36136 | ST VINCENT SOUTH L C | 10/09/1978 | Active | 24 | 0 | 2 | -7.69% | 32 | 17 | 0 | Y | | N | 11/2025 | 90+ Days | \$100.00 | | | | |
| Exc Award (06/30/2023) | | | | | | | | | | | | | | | | | | | | |
| 18066 | TORTOLA | 04/27/1972 | Active | 68 | 2 | 0 | 3.03% | 70 | | 2 | Y | | N | 11/2025 | | \$50.00 | | | | |
| Exc Award (06/30/2022, 06/30/2023, 06/30/2024) | | | | | | | | | | | | | | | | | | | | |
| 64432 | UNION ISLAND | 06/06/2001 | Status Quo(1) | 21 | 0 | 0 | 0.00% | 21 | | 17 | N | None | 07/2024 | | | | | | | |
| 53320 | VALLEY SOUND | 06/15/1992 | Active | 29 | 0 | 0 | 0.00% | 31 | | 4 | Y | | N | 11/2025 | | \$150.00 | | | | |
| Exc Award (06/30/2021, 06/30/2022, 06/30/2023) | | | | | | | | | | | | | | | | | | | | |
| 29297 | VIEUX FORT | 05/09/1974 | Active(2) | 29 | 0 | 0 | 0.00% | 30 | | 5 | Y | 2 | R | 01/2025 | | \$100.00 | | | | |
| Current Total Clubs Count | YTD New Clubs Count | YTD Cancelled Clubs Count | YTD Net Club Gain | Current Total Members Count | YTD Add | YTD Drop | YTD Net Growth | YTD Net Growth % | Member Count 12 Months Ago | Average Member Count Per Club | % of Clubs with less than 20 members | % No Officer Report in 12 Months | % of Clubs with balance 90+ days | Number of Clubs in Status Quo | % Status Quo Clubs in Financial Suspension | Number of Cancelled Clubs | Average Cancelled Club Age | Members Lost Due to Cancellation | % of Clubs Cancelled for Non-Financial Reasons | |
| 59 | 0 | 0 | 0 | 1,991 | 25 | 35 | -10 | -0.50% | 1,973 | 34 | 20% | 3% | 8% | 2 | 0% | 0 | 0 | 0 | 0% | |

* - P - Priority Club. Cancellation Reasons: 1-Objectives/conduct, 2-Non-active club, 5-Non-existing club, 6-Disbanding, 7-Merger, 8-Financial Suspension, 9-District/Multiple District Dues.

** Red denotes below 15 active members.

*** Red denotes 20% + loss.

**** Y - all 3 (President, Secretary, Treasurer) club officers reported, N - not all 3 reported.

***** Abbreviation: N-New, IP-Immediate Past, R-Repeat.